

cra'ster

2020 COLLECTION



Intelligent Design Exceptional Experiences

Craster’s mission is to create beautiful, intelligently-designed products that surprise and delight, enabling hotels, restaurants, and event spaces to deliver exceptional customer experiences.

“Our London-based design team have carefully crafted the products in this catalogue to respond to the needs of the contemporary hospitality industry in a new decade.

As ever, we have listened closely to our clients and partners, working with them to develop ranges that resolve challenges, while ensuring that we are always true to the materials used.

On behalf of all of us at Craster, I am delighted to introduce you to our 2020 Collection.”

— Alex Craster

Food & Beverage

BUFFET	TABLE TOP	IN-ROOM DINING
4 Flow	76 Boards	90 Trays
34 Tilt	84 Pots	94 Trolleys
52 Porcelain	86 Shaker	
54 Alto		
60 Rustic		
64 Patisserie		
72 Olive Wood		

Conference & Events

TABLES
98 Line
114 Link
122 Rise

Bedroom

134	Tea Service
136	Amenities Presentation
138	Luggage Racks
139	Bins and Storage

Key

- Products stocked in New Jersey warehouse (subject to availability)
- Please note all of our products are NOT dishwasher safe unless specified otherwise

Food & Beverage

BUFFET



Flow

Flow is a versatile, modular buffet display system crafted around a gastronorm footprint, offering solutions for ambient, hot, and cold gastronomy services.

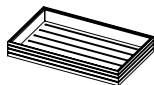


























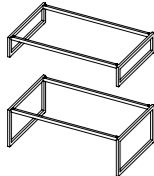
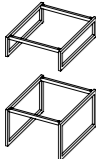



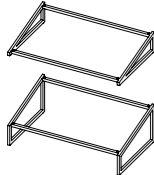
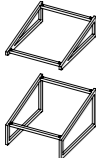


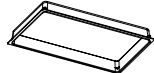


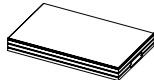











Flow consists of stackable trays, trolleys, stands, and heating/cooling units available in white-washed, black lacquered, natural oak, or natural walnut. Plinth tops are available in minimalist clear or smoked grey glass and luxurious white or grey marble. Frames come in stainless or black powdercoated steel.

The Flow Range's interchangeable and stackable components offer versatility to tailor your display and allow for efficient replenishment between front and back-of-house, with new innovations regularly being added.



How to create your buffet with Flow

The Flow Range is crafted around a gastronorm footprint, enabling you to create a custom display buffet. To build a display, please select a gastronorm size, a frame (flat or angled), and a top (deep or shallow trays or flat plinths). Heating and cooling units, label holders, and lid liners allow for ambient, hot, and cold services. Our Flow Range comes in four different colours including white-washed, black lacquered, or natural oak, or natural walnut.

Gastronorm sizes						Material					
	1.1	1.2	1.4	2.4	3.9						
	530 × 325 mm 20.8 × 12.7"	325 × 265 mm 12.7 × 10.4"	265 × 162 mm 10.4 × 6.3"	530 × 162 mm 20.8 × 6.3"	530 × 108 mm 20.8 × 4.2"						
Tall Tray											
Tray											
Plinth											
Flat Frame											
Angled Frame											
Lid Liner											
Heating Unit											
Cooling System											
Label Holder											

Sizes

Material

Trolley / Hot and Cold Trolley

Double

Compatible with 1.1

A line drawing of a double trolley. It has a rectangular top tray that is slightly offset on the left side. Below the tray are two horizontal shelves. The trolley is supported by four casters.

A line drawing of a single trolley. It has a rectangular top tray. Below the tray are two horizontal shelves. The trolley is supported by four casters.

Compatible with 1.1

Compatible with 1.2

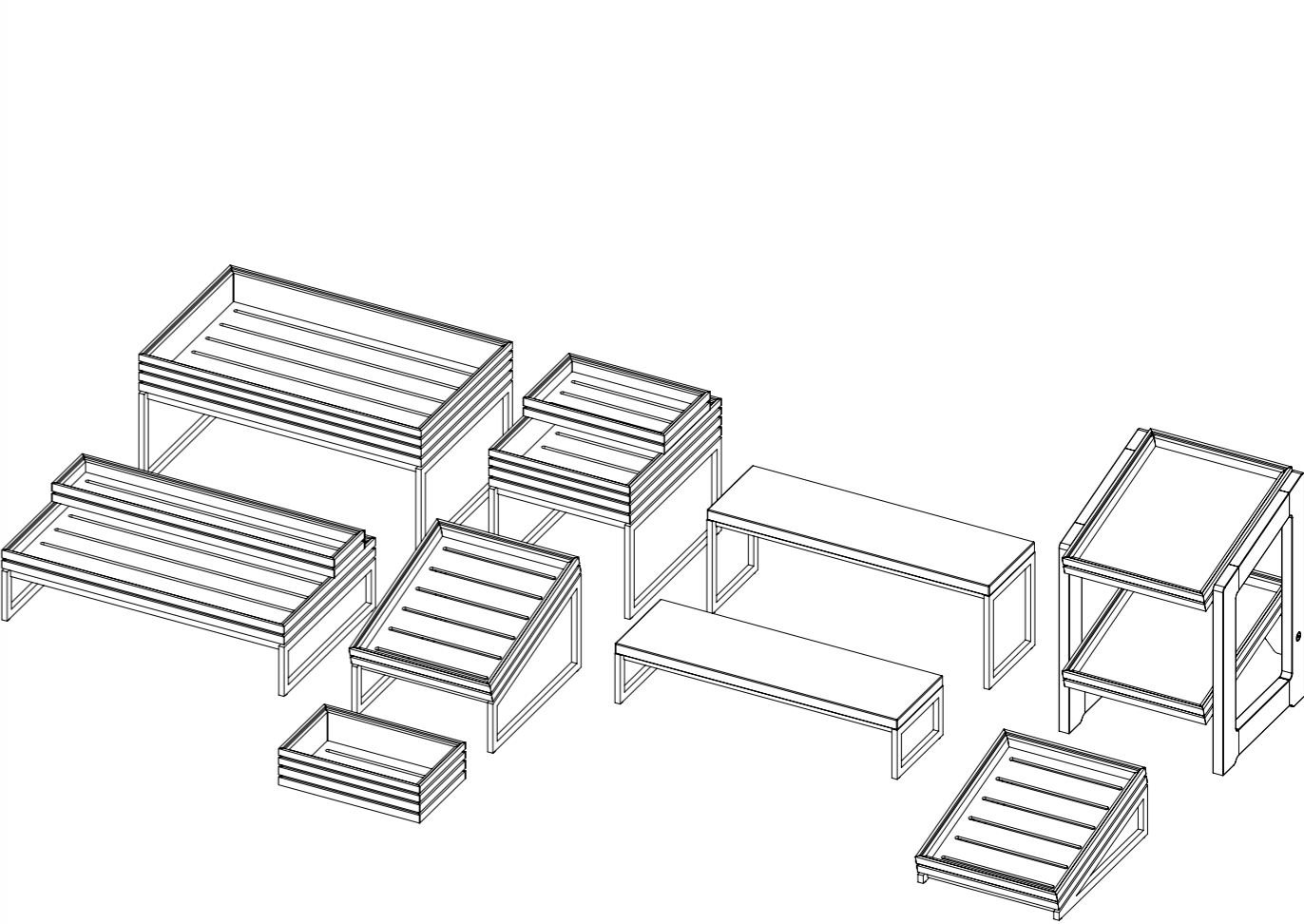
A line drawing of a tall trolley with five horizontal shelves. It is supported by four casters.

A line drawing of a tall trolley with five horizontal shelves. It is supported by four casters.

A line drawing of a small trolley with two horizontal shelves. It is supported by four casters.

A line drawing of a small trolley with two horizontal shelves. It is supported by four casters.

Stand





Flow Oak Trays

A classic material used worldwide, Craster is renowned for providing expertly-crafted, beautiful Flow trays using fine European oak.

Designed for quick changeover, each Flow gastronorm tray can be easily transferred from back of house and incorporated into Flow stands and trolleys as part of a buffet display.



Flow Tall Oak 1.1 Tray

BU_FR006 •
Mat Oak, Oiled
Dim 530 × 325 × 75 mm
20.8 × 12.7 × 2.9"
Note Compatible with all 1.1 products



Flow Oak 1.1 Tray

BU_FR001 •
Mat Oak, Oiled
Dim 530 × 325 × 40 mm
20.8 × 12.7 × 1.5"
Note Compatible with all 1.1 products



Flow Tall Oak 1.2 Tray

BU_FR007 •
Mat Oak, Oiled
Dim 325 × 265 × 75 mm
12.7 × 10.4 × 2.9"
Note Compatible with all 1.2 products



Flow Oak 1.2 Tray

BU_FR002 •
Mat Oak, Oiled
Dim 325 × 265 × 40 mm
12.7 × 10.4 × 1.5"
Note Compatible with all 1.2 products



Flow Tall Oak 1.4 Tray

BU_FR008 •
Mat Oak, Oiled
Dim 265 × 162 × 75 mm
10.4 × 6.3 × 2.9"



Flow Oak 1.4 Tray

BU_FR003 •
Mat Oak, Oiled
Dim 265 × 162 × 40 mm
10.4 × 6.3 × 1.5"



Flow Tall Oak 2.4 Tray

BU_FR022
Mat Oak, Oiled
Dim 530 × 162 × 75 mm
20.8 × 6.3 × 2.9"
Note Compatible with all 2.4 products



Flow Oak 2.4 Tray

BU_FR004 •
Mat Oak, Oiled
Dim 530 × 162 × 40 mm
20.8 × 6.3 × 1.5"
Note Compatible with all 2.4 products



Flow Oak 3.9 Tray

BU_FR005
Mat Oak, Oiled
Dim 530 × 108 × 40 mm
20.8 × 4.2 × 1.5"

Oak Plinths & Stands

Flow plinths and stands rendered in fine oak add to the flexibility of the Flow modular system.



Flow Oak 1.1 Crumb Catcher

BU_BR001 •

Mat Oak, Oiled

Dim 530 × 325 × 35 mm
20.8 × 12.7 × 1.3"



Flow Oak 1.1 Plinth

BU_FT0035 •

Mat Oak, Oiled

Dim 530 × 325 × 20 mm
20.8 × 12.7 × 0.7"

Note Compatible with all 1.1 products



Flow Oak 1.2 Plinth

BU_FT0036 •

Mat Oak, Oiled

Dim 265 × 325 × 20 mm
10.4 × 12.8 × 0.7"

Note Compatible with all 1.2 products



Flow Oak 2.4 Plinth

BU_FT0037 •

Mat Oak, Oiled

Dim 530 × 162 × 20 mm
20.8 × 6.3 × 0.7"

Note Compatible with all 2.4 products



Flow Five-Tier Oak Stand

BU_RS004

Mat Oak, Matt Lacquer

Dim 574 × 400 × 1459 mm
22.6 × 15.7 × 57.4"

Note Includes 5 × BU_FR001 Trays
Assembly required



Flow Four-Tier Oak Stand

BU_RS003

Mat Oak, Matt Lacquer

Dim 574 × 400 × 1197 mm
22.6 × 15.7 × 47.1"

Note Includes 4 × BU_FR001 Trays
Assembly required



Flow Oak 1.1 Two-Tier Stand

BU_RS002 •

Mat Oak, Oiled

Dim 574 × 323 × 441 mm
22.6 × 12.7 × 17.4"

Note Includes 2 × BU_FR001 Trays
Assembly required



Flow Oak 1.2 Two-Tier Stand

BU_RS001 •

Mat Oak, Oiled

Dim 309 × 323 × 441 mm
12.1 × 9.1 × 17.4"














Note Includes 2 × BU_FR002 Trays
Assembly required





Walnut Trays, Plinths & Stands



Create a high-end aesthetic with Flow, expertly crafted in elegant walnut. Designed for quick changeover, each Flow gastronorm tray and plinth can be easily transferred from back of house and incorporated into Flow stands and trolleys as part of a buffet display.

			
Flow Tall Walnut 1.1 Tray	Flow Walnut 1.1 Tray	Flow Tall Walnut 1.2 Tray	Flow Walnut 1.2 Tray
BU_FF014	BU_FF011 •	BU_FF015 •	BU_FF012 •
Mat Walnut, Lacquered	Mat Walnut, Lacquered	Mat Walnut, Lacquered	Mat Walnut, Lacquered
Dim 530 × 325 × 75 mm 20.8 × 12.7 × 2.9"	Dim 530 × 325 × 40 mm 20.8 × 12.7 × 1.5"	Dim 325 × 265 × 75 mm 12.7 × 10.4 × 2.9"	Dim 325 × 265 × 40 mm 12.7 × 10.4 × 1.5"
Note Compatible with all 1.1 products	Note Compatible with all 1.1 products	Note Compatible with all 1.2 products	Note Compatible with all 1.2 products
			
Flow Tall Walnut 1.4 Tray	Flow Walnut 1.4 Tray	Flow Walnut 2.4 Tray	Flow Walnut 3.9 Tray
BU_FF018 •	BU_FF013 •	BU_FF016	BU_FF017
Mat Walnut, Lacquered	Mat Walnut, Lacquered	Mat Walnut, Lacquered	Mat Walnut, Lacquered
Dim 265 × 162 × 75 mm 10.4 × 6.3 × 2.9"	Dim 265 × 162 × 40 mm 10.4 × 6.3 × 1.5"	Dim 530 × 162 × 40 mm 20.8 × 6.3 × 1.5"	Dim 530 × 108 × 40 mm 20.8 × 4.2 × 1.5"
		Note Compatible with all 2.4 products	
			
Flow Walnut 1.1 Plinth	Flow Walnut 1.2 Plinth	Flow Walnut 2.4 Plinth	
BU_FT0030 •	BU_FT0031 •	BU_FT0032 •	
Mat Walnut, Oiled	Mat Walnut, Oiled	Mat Walnut, Oiled	
Dim 530 × 325 × 20 mm 20.8 × 12.7 × 0.7"	Dim 265 × 325 × 20 mm 10.4 × 12.8 × 0.7"	Dim 530 × 162 × 20 mm 20.8 × 6.3 × 0.7"	
Note Compatible with all 1.1 products	Note Compatible with all 1.2 products	Note Compatible with all 2.4 products	
			
Flow Walnut 1.1 Two-Tier Stand	Flow Walnut 1.2 Two-Tier Stand		
BU_RS012	BU_RS011		
Mat Walnut, Lacquered	Mat Walnut, Lacquered		
Dim 574 × 323 × 441 mm 22.6 × 12.7 × 17.4"	Dim 309 × 323 × 441 mm 12.1 × 9.1 × 17.4"		
Note Includes 2 × BU_FF011 Trays Assembly required	Note Includes 2 × BU_FF012 Trays Assembly required		



White-Washed Trays & Stands

Illuminating and clarifying, white-washed Flow is perfect for the airy country brunch or summer setting. Designed for quick changeover, each Flow gastronorm tray can be easily transferred from back of house and incorporated into white-washed oak Flow stands.

			
Flow Tall White 1.1 Tray	Flow White 1.1 Tray	Flow Tall White 1.2 Tray	Flow White 1.2 Tray
BU_FR046	BU_FR041	BU_FR047	BU_FR042
Mat White-Washed, Lacquered	Mat White-Washed, Lacquered	Mat White-Washed, Lacquered	Mat White-Washed, Lacquered
Dim 530 × 325 × 75 mm 20.8 × 12.7 × 2.9"	Dim 530 × 325 × 40 mm 20.8 × 12.7 × 1.5"	Dim 325 × 265 × 75 mm 12.7 × 10.4 × 2.9"	Dim 325 × 265 × 40 mm 12.7 × 10.4 × 1.5"
Note Compatible with all 1.1 products	Note Compatible with all 1.1 products	Note Compatible with all 1.2 products	Note Compatible with all 1.2 products
			
Flow Tall White 1.4 Tray	Flow White 1.4 Tray	Flow White 2.4 Tray	
BU_FR048	BU_FR043	BU_FR044	
Mat White-Washed, Lacquered	Mat White-Washed, Lacquered	Mat White-Washed, Lacquered	
Dim 265 × 162 × 75 mm 10.4 × 6.3 × 2.9"	Dim 265 × 162 × 40 mm 10.4 × 6.3 × 1.5"	Dim 530 × 162 × 40 mm 20.8 × 6.3 × 1.5"	
		Note Compatible with all 2.4 products	
			
Flow White 1.1 Two-Tier Stand	Flow White 1.2 Two-Tier Stand		
BU_RS042	BU_RS041		
Mat White-Washed, Lacquered	Mat White-Washed, Lacquered		
Dim 574 × 323 × 441 mm 22.6 × 12.7 × 17.4"	Dim 309 × 323 × 441 mm 12.1 × 9.1 × 17.4"		
Note Includes 2 × BU_FR041 Trays Assembly required	Note Includes 2 × BU_FR042 Trays Assembly required		



Black Trays & Stands

Elegant and timeless, black lacquered oak Flow items are the perfect addition to elegant gastronomic presentations. Designed for quick changeover, each Flow gastronorm tray can be easily transferred from back of house and incorporated into black lacquered Flow stands.

			
Flow Tall Black 1.1 Tray	Flow Black 1.1 Tray	Flow Tall Black 1.2 Tray	Flow Black 1.2 Tray
BU_FR036	BU_FR031	BU_FR037	BU_FR032
Mat Black, Lacquered	Mat Black, Lacquered	Mat Black, Lacquered	Mat Black, Lacquered
Dim 530 × 325 × 75 mm 20.8 × 12.7 × 2.9"	Dim 530 × 325 × 40 mm 20.8 × 12.7 × 1.5"	Dim 325 × 265 × 75 mm 12.7 × 10.4 × 2.9"	Dim 325 × 265 × 40 mm 12.7 × 10.4 × 1.5"
Note Compatible with all 1.1 products	Note Compatible with all 1.1 products	Note Compatible with all 1.2 products	Note Compatible with all 1.2 products
			
Flow Tall Black 1.4 Tray	Flow Black 1.4 Tray	Flow Black 2.4 Tray	Flow Black 3.9 Tray
BU_FR038	BU_FR033	BU_FR034	BU_FR035
Mat Black, Lacquered	Mat Black, Lacquered	Mat Black, Lacquered	Mat Black, Lacquered
Dim 265 × 162 × 75 mm 10.4 × 6.3 × 2.9"	Dim 265 × 162 × 40 mm 10.4 × 6.3 × 1.5"	Dim 530 × 162 × 40 mm 20.8 × 6.3 × 1.5"	Dim 530 × 108 × 40 mm 20.8 × 4.2 × 1.5"
		Note Compatible with all 2.4 products	
			
Flow Black 1.1 Two-Tier Stand	Flow Black 1.2 Two-Tier Stand		
BU_RS032	BU_RS031		
Mat Black, Lacquered	Mat Black, Lacquered		
Dim 574 × 323 × 441 mm 22.6 × 12.7 × 17.4"	Dim 309 × 323 × 441 mm 12.1 × 9.1 × 17.4"		
Note Includes 2 × BU_FR031 Trays Assembly required	Note Includes 2 × BU_FR032 Trays Assembly required		

Heating Unit

The Flow Heating Units are ideal for keeping food hot whilst on display, utilising ceramic heating element technology and offering an easily adjustable variable temperature control up to 140°C (284°F). With a solid black lacquered, natural oak or walnut base, and slate-like composite surface, the Flow Heating Unit offers a unique aesthetic solution to keeping food warm. Compatible with 1.1 Flow frames.








		
Flow Oak Heating Unit	Flow Walnut Heating Unit	Flow Black Heating Unit
BU_FH1101	BU_FH1201	BU_FH1301
Note UK Plug, cable included	Note UK Plug, cable included	Note UK Plug, cable included
BU_FH1104 •	BU_FH1204 •	BU_FH1304 •
Note US Plug, cable included	Note US Plug, cable included	Note US Plug, cable included
BU_FH1102	BU_FH1202	BU_FH1302
Note EU (2 pin) Plug, cable included	Note EU (2 pin) Plug, cable included	Note EU (2 pin) Plug, cable included
Mat Oak, Dekton	Mat Walnut, Dekton	Mat Black Lacquered, Dekton
Dim 530 × 325 × 61 mm 20.8 × 12.8 × 2.4"	Dim 530 × 325 × 61 mm 20.8 × 12.8 × 2.4"	Dim 530 × 325 × 61 mm 20.8 × 12.8 × 2.4"

Cooling Tray

The Flow Cooling Trays allow for elegant display of chilled gastronomy. Consisting of an ABS liner tray, cool pack, and food-safe slate, each Flow Cooling Tray offers a subtle addition to the Flow Range for chilled gastronomy. Available in white-washed, black lacquered, natural oak, or natural walnut. The Flow Cooling Tray is compatible with 1.2 Flow frames.



			
Flow Oak 1.2 Slate Cooling Tray	Flow Walnut 1.2 Slate Cooling Tray	Flow White 1.2 Slate Cooling Tray	Flow Black 1.2 Slate Cooling Tray
BU_FR020 •	BU_FF010 •	BU_FR040	BU_FR030
Mat Oak, Oiled	Mat Walnut, Lacquered	Mat White-Washed, Lacquered	Mat Black, Lacquered
Dim 325 × 265 × 75 mm 12.8 × 10.4 × 3"	Dim 325 × 265 × 75 mm 12.8 × 10.4 × 3"	Dim 325 × 265 × 75 mm 12.8 × 10.4 × 3"	Dim 325 × 265 × 75 mm 12.8 × 10.4 × 3"
Flow 1.2 Slate Insert			
BU_FT0050			
Mat Slate			
Dim 310 × 250 × 5 mm 12 × 9.8 × 0.2"			
Flow 1.2 Cooling Pack			
BU_CH001			
Mat Plastic Freezer Pack			
Dim 255 × 210 × 30 mm 10 × 10 × 1.2"			
Flow 1.2 Tray Insert			
BU_PT001			
Mat ABS Plastic			
Dim 297 × 237 × 50 mm 11.7 × 9.3 × 2"			



Sliding Lid

Designed for intuitive use, the Flow Sliding Lid provides a sleek aesthetic alternative to standard gastronorm lift up lids. The lid has been carefully designed for single-handed use, providing easy access and a smooth self-serving experience. The Flow Sliding Lid is compatible with 1.1 Flow trays.



Flow Sliding Lid

BU_SL002	
Mat	Clear Acrylic
Dim	520 × 335 × 90 mm 20.5 × 13.2 × 3.5"

Lid Liners

Flow Lid Liners can be used as a lid or a liner, enabling you to use them as a liner for fresh ice display for drinks or yogurt pots, or to cover food back-of-house. The Flow Lid Liner is compatible with 1.1 Tall and 1.2 Tall Flow trays.



Flow Tall 1.1 Lid Liner

BU_TL1121 •	
Mat	Transparent PETG
Dim	310 × 515 × 53 mm 12.2 × 20.3 × 2"



Flow Tall 1.2 Lid Liner

BU_TL1221	
Mat	Transparent PETG
Dim	250 × 310 × 53 mm 9.8 × 12.2 × 2"
Note	2 Units required for use with 1.1 Tall Tray



Glass & Marble Plinths

Flow plinth tops are available in minimalist clear or smoked grey glass and luxurious white or grey marble. Glass plinths are compatible with 1.1, 1.2, and 2.4 Flow frames. Marble plinths are compatible with 1.2 and 2.4 Flow frames.



Flow Glass 1.1 Plinth

- BU_FT0010 •
Mat Glass, Clear
- BU_FT0040 •
Mat Glass, Black
Dim 530 × 325 × 20 mm
20.8 × 12.7 × 0.7"
Note Compatible with all 1.1 products



Flow Glass 1.2 Plinth

- BU_FT0012 •
Mat Glass, Clear
- BU_FT0042 •
Mat Glass, Black
Dim 265 × 325 × 20 mm
10.4 × 12.8 × 0.7"
Note Compatible with all 1.2 products



Flow Glass 2.4 Plinth

- BU_FT0011 •
Mat Glass, Clear
- BU_FT0041 •
Mat Glass, Black
Dim 530 × 162 × 20 mm
20.8 × 6.3 × 0.7"
Note Compatible with all 2.4 products



Flow Marble 1.2 Plinth

- BU_FT0022
Mat Marble, White
- BU_FT0062
Mat Marble, Grey
Dim 265 × 325 × 20 mm
10.4 × 12.8 × 0.7"
Note Compatible with all 1.2 frames




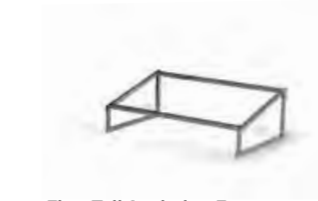


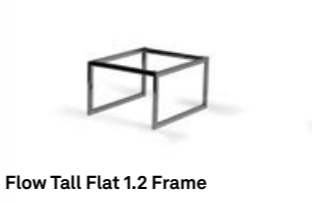

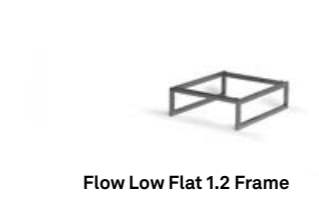



Flow Marble 2.4 Plinth

- BU_FT0020 •
Mat Marble, White
- BU_FT0060 •
Mat Marble, Grey
Dim 530 × 162 × 20 mm
20.8 × 6.3 × 0.7"
Note Compatible with all 2.4 frames

Frames

Stainless or black powdercoated steel frames offer flat or angled display for use with all Flow trays and plinths.



			
Flow Tall Flat 1.1 Frame	Flow Tall Angled 1.1 Frame	Flow Low Flat 1.1 Frame	Flow Low Angled 1.1 Frame
BU_FL001 • Mat Stainless Steel	BU_FL003 • Mat Stainless Steel	BU_FL002 • Mat Stainless Steel	BU_FL004 • Mat Stainless Steel
BU_FL021 • Mat Black Powdercoated Steel Dim 530 × 325 × 184 mm 20.9 × 12.8 × 7.2"	BU_FL023 • Mat Black Powdercoated Steel Dim 530 × 315 × 182 mm 20.9 × 12.4 × 7.1"	BU_FL022 • Mat Black Powdercoated Steel Dim 530 × 325 × 99 mm 20.9 × 12.8 × 3.9"	BU_FL024 • Mat Black Powdercoated Steel Dim 530 × 315 × 97 mm 20.9 × 12.4 × 3.8"
			
Flow Tall Flat 1.2 Frame	Flow Tall Angled 1.2 Frame	Flow Low Flat 1.2 Frame	Flow Low Angled 1.2 Frame
BU_FL005 • Mat Stainless Steel	BU_FL007 • Mat Stainless Steel	BU_FL006 • Mat Stainless Steel	BU_FL008 • Mat Stainless Steel
BU_FL025 • Mat Black Powdercoated Steel Dim 265 × 325 × 184 mm 10.4 × 12.8 × 7.2"	BU_FL027 • Mat Black Powdercoated Steel Dim 265 × 315 × 182 mm 10.4 × 12.4 × 7.1"	BU_FL026 • Mat Black Powdercoated Steel Dim 265 × 325 × 99 mm 10.4 × 12.8 × 3.9"	BU_FL028 • Mat Black Powdercoated Steel Dim 265 × 315 × 97 mm 10.4 × 12.4 × 3.8"
			
Flow Tall Flat 2.4 Frame	Flow Low Flat 2.4 Frame		
BU_FL009 • Mat Stainless Steel	BU_FL010 • Mat Stainless Steel	BU_FL030 • Mat Black Powdercoated Steel Dim 530 × 163 × 99 mm 20.9 × 6.4 × 3.9"	

Materials and Colours



Stainless Steel



Black Powdercoated Steel

Labels & Holders

Add functionality to your display with labeling. Flow label holders slot easily onto the edge of Flow trays and stands or can be used as stand-alone products.



Flow Brass Label Holder

BU_LH002 •
Mat Brushed Brass
Dim 30ø × 38 mm
1.18ø × 1.1"
Note Compatible with all Flow trays



Flow Stainless Steel Label Holder

BU_LH004 •
Mat Brushed Stainless Steel
Dim 30ø × 38 mm
1.18ø × 1.1"
Note Compatible with all Flow trays



Flow Blank Label Card—Pack of 250

BU_LC001
Mat Uncoated Paper, White
Dim 86 × 55 mm
3.4 × 2.2"



Trolleys

The Flow Trolley has been specified by the Craster design team to offer complete display flexibility. With multiple extending shelves and folding platforms, each trolley offers an adaptable solution for both single and double-sided buffet serving.

Flow's interchangeable and stackable components offer versatility to tailor gastronomic display and allows for efficient replenishment between front and back-of-house.



Flow Oak Double Trolley

TO_RS001 •
Mat Oak, Matt Lacquer
Open:
Dim 1694 × 1082 × 960 mm
66.7 × 42.6 × 37.8"
Closed:
Dim 1356 × 700 × 960 mm
53.4 × 27.6 × 37.8"
Note Maximum Load: 20kg per shelf, 10kg per flap

Flow Oak Double Trolley with Two Shelves

TO_RS009 •
Mat Oak, Matt Lacquer
Open:
Dim 1694 × 884 × 960 mm
66.7 × 34.8 × 37.8"
Closed:
Dim 1356 × 700 × 960 mm
53.4 × 27.6 × 37.8"
Note Maximum Load: 20kg per shelf, 10kg per flap



Flow Walnut Double Trolley

TO_RS003
Mat Walnut, Matt Lacquer
Open:
Dim 1694 × 1082 × 960 mm
66.7 × 42.6 × 37.8"
Closed:
Dim 1356 × 700 × 960 mm
53.4 × 27.6 × 37.8"
Note Maximum Load: 20kg per shelf, 10kg per flap



Flow Oak Single Trolley

TO_RS002 •
Mat Oak, Matt Lacquer
Open:
Dim 1159 × 1082 × 960 mm
45.6 × 42.6 × 37.8"
Closed:
Dim 821 × 700 × 960 mm
32.3 × 27.6 × 37.8"
Note Maximum Load: 20kg per shelf, 10kg per flap



Flow Walnut Single Trolley

TO_RS004
Mat Walnut, Matt Lacquer
Open:
Dim 1159 × 1082 × 960 mm
45.6 × 42.6 × 37.8"
Closed:
Dim 821 × 700 × 960 mm
32.3 × 27.6 × 37.8"
Note Maximum Load: 20kg per shelf, 10kg per flap



Hot and Cold Trolleys

The Flow Hot and Cold Trolley delivers dual cooling and heating functionality in one compact, versatile display unit, enabling functional flexibility from chilled breakfast juice stations to heated brunch displays and frosted evening desserts. Specified by the Craster design team to withstand temperature changes, the food-safe, durable top offers a wide temperature range from -5°C (23°F) to 140°C (284°F). The trolley features multiple extending shelves, giving added storage for multi-height food display with easy access.



Flow Oak Hot & Cold Trolley

TO_HC002_UK
Plug UK Plug
TO_HC002_US
Plug US Plug
TO_HC002_EU
Plug EU (2 pin) Plug
Mat Matt Lacquered Oak, Dekton

Open
Dim 1489 × 1082 × 960 mm
58.6 × 42.6 × 37.8"

Closed
Dim 829 × 700 × 960 mm
32.6 × 27.6 × 37.8"
Note Maximum Load: 20kg per shelf, 10kg per flap
Variable Temperature from -5°C to +140°C



Flow Walnut Hot & Cold Trolley

TO_HC004_UK
Plug UK Plug
TO_HC004_US
Plug US Plug
TO_HC004_EU
Plug EU (2 pin) Plug
Mat Matt Lacquer Walnut, Dekton







Open
Dim 1489 × 1082 × 960 mm
58.6 × 42.6 × 37.8"

Closed
Dim 829 × 700 × 960 mm
32.6 × 27.6 × 37.8"
Note Maximum Load: 20kg per shelf, 10kg per flap
Variable Temperature from -5°C to +140°C



Oak Troughs

Designed and developed to offer the Flow Range greater volume capacity, the Flow Oak Troughs are ideal for bottle services. Trough liners enable easy replenishment and can extend the lifetime of the oak.

	
<div>Flow Tall Oak Trough Tray</div> <div>BU_RS009</div> <div><div>Mat</div><div>Oak, Matt Lacquer</div></div> <div><div>Dim</div><div>530 × 250 × 200 mm</div><div>20.9 × 9.8 × 7.9"</div></div>	<div>Flow Oak Trough Tray</div> <div>BU_RS007 •</div> <div><div>Mat</div><div>Oak, Matt Lacquer</div></div> <div><div>Dim</div><div>530 × 250 × 160 mm</div><div>20.9 × 9.8 × 6.3"</div></div>
	
<div>Flow Oak Half Trough Tray</div> <div>BU_RS008 •</div> <div><div>Mat</div><div>Oak, Matt Lacquer</div></div> <div><div>Dim</div><div>265 × 250 × 160 mm</div><div>10.4 × 9.8 × 6.3"</div></div>	<div>Flow Half Trough Liner</div> <div>BU_TL1321</div> <div><div>Mat</div><div>Transparent PETG</div></div> <div><div>Dim</div><div>250 × 235 × 128 mm</div><div>9.8 × 9.2 × 5"</div></div> <div><div>Note</div><div>2 Units required for use with Flow Trough Tray</div></div>
	
<div>Flow Tall Oak Trough</div> <div>BU_RS005</div> <div><div>Mat</div><div>Oak, Matt Lacquer</div></div> <div><div>Dim</div><div>574 × 250 × 857 mm</div><div>22.6 × 9.8 × 33.7"</div></div> <div><div>Note</div><div>Includes: BU_RS009 & BU_RS007</div><div>Assembly required</div></div>	<div>Flow Oak Trough</div> <div>BU_RS006</div> <div><div>Mat</div><div>Oak, Matt Lacquer</div></div> <div><div>Dim</div><div>574 × 250 × 432 mm</div><div>22.6 × 9.8 × 17"</div></div> <div><div>Note</div><div>Includes: BU_RS009</div><div>Assembly required</div></div>

Tilt

Tilt is a unique, flexible buffet system that offers endless possibilities for creative gastronomic expression.

Comprised of multi-height cylindrical metal frames in stainless or black powdercoated steel compatible with serving top solutions in a variety of materials, the Tilt Buffet Range enables creative display with elegance and poise.

Tilt's interchangeable serving tops include bowls, extended plinths, and juice dispensers, offering an elegant display service ready for quick changes between meals.



Tilt Range

Tilt is a flexible buffet system comprised of cylindrical metal frames compatible with serving top solutions for both wet and dry foods.

To build a custom display, select a frame height, then pick from bowls, plinths, and juice dispensers made from luxurious marble, black glass, stainless steel, or solid wood.

	Size	Material	
Bowls		<div><div>Black Ceramic</div><div>Dark Grey Ceramic</div><div>Light Grey Ceramic</div><div>White Ceramic</div></div>	
Bowls		<div><div>Walnut</div><div>Brass PCD and Steel</div></div>	
Glass Jars		<div><div>Clear Glass</div></div>	
Juice Dispenser		<div><div>Clear Glass</div></div>	
Plinth		<div><div>Oak</div><div>Walnut</div><div>White Marble</div><div>Black Marble</div><div>Black Glass</div></div>	
Large Plinth		<div><div>Oak</div><div>Walnut</div><div>Black Glass</div></div>	
Long Plinth		<div><div>Oak</div><div>Walnut</div><div>Black Glass</div></div>	
Frames		<div><div>Steel</div><div>Powder-coated Black</div></div>	
Frames		<div><div>Steel</div><div>Powder-coated Black</div></div>	

Bowls

	
Tilt Large Black Ceramic Bowl	Tilt Medium Black Ceramic Bowl
<div><div>BW_CR1801</div><div><div>Mat</div><div>Ceramic</div></div><div><div>Dim</div><div>290ø × 100 mm 11.4ø × 3.9"</div></div><div><div>Vol</div><div>3.5 litres 0.9 gallons</div></div><div><div>Note</div><div>Dishwasher safe</div></div></div>	<div><div>BW_CR1802</div><div><div>Mat</div><div>Ceramic</div></div><div><div>Dim</div><div>250ø × 85 mm 9.8ø × 3.3"</div></div><div><div>Vol</div><div>2 litres 0.5 gallons</div></div><div><div>Note</div><div>Dishwasher safe</div></div></div>
	
Tilt Large Dark Grey Ceramic Bowl	Tilt Medium Dark Grey Ceramic Bowl
<div><div>BW_CR1501 •</div><div><div>Mat</div><div>Ceramic</div></div><div><div>Dim</div><div>290ø × 100 mm 11.4ø × 3.9"</div></div><div><div>Vol</div><div>3.5 litres 0.9 gallons</div></div><div><div>Note</div><div>Dishwasher safe</div></div></div>	<div><div>BW_CR1502 •</div><div><div>Mat</div><div>Ceramic</div></div><div><div>Dim</div><div>250ø × 85 mm 9.8ø × 3.3"</div></div><div><div>Vol</div><div>2 litres 0.5 gallons</div></div><div><div>Note</div><div>Dishwasher safe</div></div></div>
	
Tilt Large Light Grey Ceramic Bowl	Tilt Medium Light Grey Ceramic Bowl
<div><div>BW_CR1601 •</div><div><div>Mat</div><div>Ceramic</div></div><div><div>Dim</div><div>290ø × 100 mm 11.4ø × 3.9"</div></div><div><div>Vol</div><div>3.5 litres 0.9 gallons</div></div><div><div>Note</div><div>Dishwasher safe</div></div></div>	<div><div>BW_CR1602 •</div><div><div>Mat</div><div>Ceramic</div></div><div><div>Dim</div><div>250ø × 85 mm 9.8ø × 3.3"</div></div><div><div>Vol</div><div>2 litres 0.5 gallons</div></div><div><div>Note</div><div>Dishwasher safe</div></div></div>
	
Tilt Large White Ceramic Bowl	Tilt Medium White Ceramic Bowl
<div><div>BW_CR1701 •</div><div><div>Mat</div><div>Ceramic</div></div><div><div>Dim</div><div>290ø × 100 mm 11.4ø × 3.9"</div></div><div><div>Vol</div><div>3.5 litres 0.9 gallons</div></div><div><div>Note</div><div>Dishwasher safe</div></div></div>	<div><div>BW_CR1702 •</div><div><div>Mat</div><div>Ceramic</div></div><div><div>Dim</div><div>250ø × 85 mm 9.8ø × 3.3"</div></div><div><div>Vol</div><div>2 litres 0.5 gallons</div></div><div><div>Note</div><div>Dishwasher safe</div></div></div>



Bowls



Tilt Large Walnut Wood Bowl

BW_WR1203 •
Mat Walnut
Dim 285ø × 100 mm
11.2ø × 3.9"
Vol 2.9 litres
0.8 gallons



Tilt Medium Walnut Wood Bowl

BW_WR1202 •
Mat Walnut
Dim 250ø × 85 mm
9.8ø × 3.3"
Vol 1.7 litres
0.4 gallons



Tilt Small Walnut Wood Bowl

BW_WR1201 •
Mat Walnut
Dim 215ø × 70 mm
8.5ø × 2.7"
Vol 0.8 litres
0.21 gallons



Tilt Large Brass Bowl

BW_BR1903 •
Mat Brass PVD and Stainless Steel
Dim 285ø × 100 mm
11.2ø × 3.9"
Vol 4.1 litres
1.1 gallons
Note Dishwasher safe



Tilt Medium Brass Bowl

BW_BR1902 •
Mat Brass PVD and Stainless Steel
Dim 250ø × 85 mm
9.8ø × 3.3"
Vol 2.5 litres
0.7 gallons
Note Dishwasher safe



Tilt Small Brass Bowl

BW_BR1901 •
Mat Brass PVD and Stainless Steel
Dim 215ø × 70 mm
8.5ø × 2.7"
Vol 1.5 litres
0.4 gallons
Note Dishwasher safe



Frames

Tilt frames feature a precision fitted rubber ring, which gently grips the bowl and plinth surfaces, allowing for curated display with secure positioning.

Available in stainless or black powdercoated steel.



Tilt Extra Tall Stainless Steel Frame

BU_RR6104 •
Mat Stainless Steel
Dim 218ø × 350 mm
8.6ø × 13.7"



Tilt Tall Stainless Steel Frame

BU_RR6103 •
Mat Stainless Steel
Dim 218ø × 265 mm
8.6ø × 10.4"



Tilt Medium Stainless Steel Frame

BU_RR6102 •
Mat Stainless Steel
Dim 218ø × 180 mm
8.6ø × 7"



Tilt Low Stainless Steel Frame

BU_RR6101 •
Mat Stainless Steel
Dim 218ø × 95 mm
8.6ø × 3.7"



Tilt Extra Tall Black Frame

BU_RR6204 •
Mat Powder Coated Black
Dim 218ø × 350 mm
8.6ø × 13.7"



Tilt Tall Black Frame

BU_RR6203 •
Mat Powder Coated Black
Dim 218ø × 265 mm
8.6ø × 10.4"



Tilt Medium Black Frame

BU_RR6202 •
Mat Powder Coated Black
Dim 218ø × 180 mm
8.6ø × 7"



Tilt Low Black Frame

BU_RR6201 •
Mat Powder Coated Black
Dim 218ø × 95 mm
8.6ø × 3.7"



Tilt Stainless Steel Three-Tier Frame

BU_RR6105
Mat Stainless Steel
Dim 242 × 218 × 553 mm
9.5 × 8.6 × 21.8"



Tilt Black Three-Tier Frame

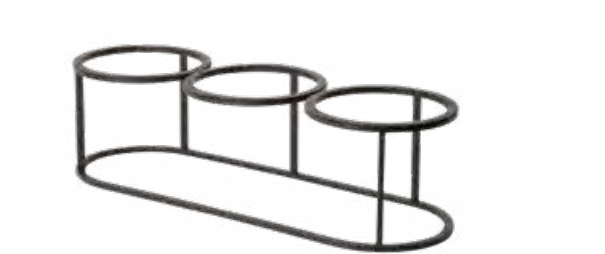
BU_RR6205
Mat Powder Coated Black
Dim 242 × 218 × 553 mm
9.5 × 8.6 × 21.8"

Frames



Tilt Stainless Steel Triple Frame

BU_TR001
Mat Stainless Steel
Dim 662 × 218 × 180 mm
26 × 8.6 × 7"



Tilt Black Triple Frame

BU_TR021
Mat Powder Coated Black
Dim 662 × 218 × 180 mm
26 × 8.6 × 7"





Plinths



Tilt Large Round Oak Plinth

BU_OP1119
Mat Oak, Oiled
Dim 320ø × 25 mm
11.6ø × 0.9"
Note Compatible with cloche BU_GC001



Tilt Large Round Walnut Plinth

BU_WP1219
Mat Walnut, Oiled
Dim 320ø × 25 mm
11.6ø × 0.9"
Note Compatible with cloche BU_GC001



Large Glass Cloche

BU_GC001 •
Mat Glass
Dim 296ø × 145 mm
11.6ø × 5.7"



Tilt Long Oak Plinth

BU_OP1108
Mat Oak, Oiled
Dim 770 × 218 × 25 mm
30.3 × 8.6 × 0.9"



Tilt Long Walnut Plinth

BU_WP1208
Mat Walnut, Oiled
Dim 770 × 218 × 25 mm
30.3 × 8.6 × 0.9"



Tilt Round Oak Plinth

BU_OP1109
Mat Oak, Oiled
Dim 218ø × 25 mm
8.6ø × 0.9"



Tilt Round Walnut Plinth

BU_WP1209 •
Mat Walnut, Oiled
Dim 218ø × 25 mm
8.6ø × 0.9"



Tilt Round White Marble Plinth

BU_MP1609 •
Mat White Marble
Dim 218ø × 25 mm
8.6ø × 0.9"



Tilt Round Grey Marble Plinth

BU_MP1509 •
Mat Grey Marble
Dim 218ø × 25 mm
8.6ø × 0.9"



Black Glass Plinths

Black glass is our latest addition to the versatile Tilt buffet system. Designed to celebrate sophisticated gastronomy, these sleek, reflective plinths accentuate and refract the cuisine display.

The lustrous dark surface sharply contrasts food textures, providing a blank canvas for unique cuisine curation. Crafted from bonded Float glass, each plinth invisibly and securely locates onto the Tilt frame to create a minimalist, seamless display surface.

Designed to fit seamlessly with all Tilt frames, plinths can be tiered to create a multi-height display.



Tilt Large Round Black Glass Plinth

BU_GP0041

Mat Soda Lime Glass

Dim 320ø × 20 mm
11.6ø × 0.8"

Note Compatible with cloche BU_GC001



Tilt Long Black Glass Plinth

BU_GP0040

Mat Soda Lime Glass

Dim 770 × 218 × 20 mm
30.3 × 8.6 × 0.8"



Tilt Round Black Glass Plinth

BU_GP0042

Mat Soda Lime Glass

Dim 218ø × 20 mm
8.6ø × 0.8"

Drink Service

With its elegant curves and simple, functional features, the ice-free Tilt Juice Dispenser is a perfect addition to any buffet setting, quenching guests' thirst with a seamless serving experience.

The innovative ice-free cooling system keeps 8 litres of liquid (2.1 Gallons) cool for up to 4 hours, with an intelligently-designed drip tray locating easily onto the Tilt frame for enhanced stability and reduced spills.

Hand blown from soda lime glass, our carafes feature a tapered neck with angled top for pouring. Ideal for serving water or juices, the carafe can be used alone or combined with Flow Carafe Risers to create a unique display.



Tilt Juice Dispenser

SET_JD

Mat	Clear Glass and Stainless Steel
Dim	218 × 348 × 322 mm 8.6 × 13.7 × 12.7"
Vol	8 litres 2.1 gallons
Note	Tilt frame not included



Tilt Glass Carafe

BU_CF0109 •

Mat	Soda Lime Glass
Dim	92ø × 271 mm 3.6ø × 10.7"
Vol	0.8 litres 0.21 gallons



Tilt Tall Oak Carafe Riser

BU_CR0103

Mat	Oak, Lacquered
Dim	116ø × 117 mm 4.6ø × 4.6"



Tilt Mid Oak Carafe Riser

BU_CR0102

Mat	Oak, Lacquered
Dim	116ø × 71 mm 4.6ø × 2.8"



Tilt Low Oak Carafe Riser

BU_CR0101

Mat	Oak, Lacquered
Dim	116ø × 25 mm 4.6ø × 1"



Glass Jars

Designed to fit with three different height Tilt frames, these three-litre jars are the perfect solution for elegant cereal or ice display. The turned walnut lids can sit effortlessly on the edge of the jar for single-handed serving, adding a high end feel to an existing or new buffet.

Cut from solid walnut, the Wooden Spoon completes the functional Tilt Jar set. Each Wooden Spoon is ergonomically designed for easy handling.



Tilt Large Glass Jar

BU_GJ001
Mat Soda Lime Glass
Dim 218ø × 165 mm
8.6ø × 6.5"
Vol 3 litres
0.79 gallons



Tilt Walnut Jar Lid

BU_WL001
Mat Walnut, Oiled
Dim 207ø × 30 mm
8.1ø × 1.1"



Tilt Walnut Jar Base

BU_WB001
Mat Walnut, Oiled
Dim 210ø × 19 mm
8.3ø × 0.7"



Tilt Walnut Mini Glass Jar Set

SET_GJW01

Tilt Mini Glass Jar

BU_GJ002
Mat Soda Lime Glass
Dim 125ø × 95 mm
5ø × 3.7"
Vol 500 ml
17 oz

Tilt Walnut Mini Jar Lid

BU_WL002
Mat Walnut, Oiled
Dim 116ø × 17 mm
4.6ø × 0.7"

Tilt Walnut Mini Jar Triple Base

BU_CP002
Mat Walnut, Oiled
Dim 450 × 145 × 15 mm
17.7 × 5.7 × 0.6"



Tilt Walnut Spoon

BU_SP001
Mat Walnut, Oiled
Dim 245 × 80 × 38 mm
9.6 × 3.1 × 1.5

Porcelain Condiment Pots

Introducing Craster porcelain. Use the elegant porcelain condiment pots alone, or create a statement display with a solid timber plinth, beautifully designed in oak or walnut.



Oak Porcelain Condiment Set

SET_CS0
Mat Porcelain, Oak
Dim 260 × 100 × 65 mm
10.2 × 3.9 × 2.5"
Vol 85 ml
3 oz

Walnut Porcelain Condiment Set

SET_CSW
Mat Porcelain, Walnut
Dim 260 × 100 × 65 mm
10.2 × 3.9 × 2.5"
Vol 85 ml
3 oz

Porcelain Amuse Bouche

Elevate small serve presentation with this delicately angled, slim-walled porcelain range. A contemporary take on amuse bouche presentation, our intelligently-designed angled amuse bouche vessel is ideal for use with delicate, small-serve cuisine. Available in packs of six.



Porcelain Amuse Bouche Set

BU_PAB001
Mat Porcelain, Glazed
Dim 98 × 58 × 25 mm
3.8 × 2.3 × 1"
Vol 3.25 ml
0.10 oz

Alto

Alto is a sleek, understated buffet range with a minimalist aesthetic rendered with honesty to the materials used.

Available in solid walnut, the collection comprises a range of multi-height plinths and boards for unique display.

Featuring a removable tripod base in black metal and chamfered edges, the Alto Buffet Range is perfect for informal presentations, from breakfast pastries to contemporary afternoon tea.

The signature Alto Buffet piece is a three tier cake stand, which can be used as a singular focus item, or nested with other elements of the Alto Range to create a multi-height display.



Cake Stand, Bowl and Boards

Available in walnut, Alto offers flexible buffet presentation with a range of plinths and boards with removable tripod bases for multi-height display. A sleek collection designed to provide a competitively-priced solution for ambient food display, this range is perfect for high tea presentation.



Alto Walnut Three-Tier Cake Stand

BU_SF21346
Mat Walnut, Oiled
Dim 325ø × 583.5 mm
12.8ø × 23"



Alto Walnut Bowl

BU_SC21343
Mat Walnut, Oiled
Dim 325ø × 55 mm
12.8ø × 2.2"



Alto Large Tall Walnut Riser

BU_SA21353
Mat Walnut, Oiled
Dim 400ø × 140 mm
15.7ø × 5.5"



Alto Large Low Walnut Riser

BU_SA21352
Mat Walnut, Oiled
Dim 400ø × 80 mm
15.7ø × 3.1"



Alto Small Tall Walnut Riser

BU_SA21343
Mat Walnut, Oiled
Dim 325ø × 140 mm
12.8ø × 5.5"



Alto Small Low Walnut Riser

BU_SA21342
Mat Walnut, Oiled
Dim 325ø × 80 mm
12.8ø × 3.1"



Alto Small Walnut Board

BU_SB21342
Mat Walnut, Oiled
Dim 325ø × 20 mm
12.8ø × 0.8"



Pots & Label Holder

With their black finish and bevelled base, these elegant pots are designed to complement the Alto display range. Available in 4 heights, the dishwasher-safe pots can also be used on their own as an elegant highlight piece or with Alto Cake Stands, Bowls, and Boards.



Alto Large Chip Pot

CP_AB003 •	
Mat	Black PVD and Stainless Steel
Dim	100ø × 100 mm 3.9ø × 3.9"
Vol	560 ml 19 oz



Alto Medium Chip Pot

CP_AB002 •	
Mat	Black PVD and Stainless Steel
Dim	85ø × 85 mm 3.3ø × 3.3"
Vol	330 ml 11 oz



Alto Small Chip Pot

CP_AB001 •	
Mat	Black PVD and Stainless Steel
Dim	66ø × 66 mm 2.6ø × 2.6"
Vol	150 ml 5 oz



Alto Mini Chip Pot

CP_AB000 •	
Mat	Black PVD and Stainless Steel
Dim	55ø × 55 mm 2.2ø × 2.2"
Vol	100 ml 3.4 oz



Alto Stainless Steel Label Holder

LH_AS001	
Mat	Stainless Steel
Dim	25ø × 25 mm 1ø × 1"



Alto Black Label Holder

LH_AB001	
Mat	Powder Coated Black
Dim	25ø × 25 mm 1ø × 1"



Rustic Stands

Made from solid oak, our range of Rustic display stands has been designed to showcase and celebrate natural fresh produce.



Rustic Regular Oak Three-Tier Stand

RU_476_D •
Mat Oak, Oiled
Upper Tier
Dim 395 × 395 × 330 mm
14.9 × 16.1 × 11.2"
Middle Tier
Dim 362 × 395 × 210 mm
13.9 × 16.1 × 7.5"
Lower Tier
Dim 329 × 395 × 90 mm
13 × 16.1 × 3.5"



Rustic Narrow Oak Three-Tier Stand

RU_476_H
Mat Oak, Oiled
Upper Tier
Dim 197.5 × 395 × 330 mm
7.8 × 15.6 × 13"
Middle Tier
Dim 169.5 × 395 × 210 mm
6.7 × 15.6 × 8.3"
Lower Tier
Dim 141.5 × 395 × 90 mm
5.6 × 15.6 × 3.5"



Rustic Mini Oak Three-Tier Stand

RU_476_G
Mat Oak, Oiled
Upper Tier
Dim 280 × 280 × 220 mm
11 × 11 × 8.7"
Middle Tier
Dim 252 × 280 × 140 mm
10 × 11 × 5.5"
Lower Tier
Dim 224 × 280 × 60 mm
8.8 × 11 × 2.3"



Rustic Oak Five-Tier Floor Stand

RU_476_E
Mat Oak, Oiled
Dim 550 × 550 × 1800 mm
21.7 × 21.7 × 70.9"
Note Assembly required




Rustic Oak Two-Tier Counter Stand

RU_476_F
Mat Oak, Oiled
Dim 336 × 450 × 600 mm
23.6 × 13.2 × 17.3"
Note Assembly required



Rustic Bread Baskets, Risers & Trays

Formed of solid oak, Rustic bread baskets, risers, and trays have been intelligently-designed to present fine fresh breads and pastries on the dining table or buffet stand.




Rustic Large Oak Bread Basket

RU_BB002

Mat Oak, Unoiled

Dim 220 × 100 × 70 mm
8.7 × 3.9 × 2.7"




Rustic Small Oak Bread Basket

RU_BB001

Mat Oak, Unoiled

Dim 170 × 100 × 70 mm
6.7 × 3.9 × 2.7"



Rustic Small Oak Deli Style Tray

RU_223_E

Mat Oak, Unoiled

Dim 330 × 330 × 50 mm
13 × 13 × 2"

Rustic Medium Oak Deli Style Tray

RU_223_F

Mat Oak, Unoiled


Dim 400 × 300 × 60 mm
15.7 × 11.8 × 2.4"

Rustic Large Oak Deli Style Tray

RU_223_G

Mat Oak, Unoiled

Dim 500 × 300 × 188 mm
19.7 × 11.8 × 7.4"




Rustic Large Oak Box Riser

RU_334_B •

Mat Oak, Unoiled

Dim 200 × 200 × 200 mm
7.9 × 7.9 × 7.9"

Note Cube risers can also be turned over to accommodate tall objects such as baguettes.



Rustic Small Oak Box Riser

RU_334_A •

Mat Oak, Unoiled

Dim 150 × 150 × 150 mm
5.9 × 5.9 × 5.9"

Note Cube risers can also be turned over to accommodate tall objects such as baguettes.



Patisserie Risers

Handmade from carefully-selected, solid hardwoods, each patisserie riser enables beautiful pastry display. Inspired by the robust horizontal forms of Le Corbusier’s architecture, our patisserie risers offer stackable configurations.



Large Oak Patisserie Riser

BO_BBOL •

Mat Oak, Oiled
Dim 210 × 210 × 170 mm
8.3 × 8.3 × 6.7"



Medium Oak Patisserie Riser

BO_BBOM •

Mat Oak, Oiled
Dim 210 × 210 × 140 mm
8.3 × 8.3 × 5.5"



Small Oak Patisserie Riser

BO_BBOS •

Mat Oak, Oiled
Dim 210 × 210 × 100 mm
8.3 × 8.3 × 3.9"



Long Oak Patisserie Riser

BO_BBORL •

Mat Oak, Oiled
Dim 400 × 210 × 80 mm
15.7 × 8.3 × 3.1"



Patisserie Grand



Tall Oak Patisserie Grand

BO_BB006 •
Mat Oak, Oiled
Dim 325 × 325 × 180 mm
12.7 × 12.7 × 7"



Mid Oak Patisserie Grand

BO_BB004 •
Mat Oak, Oiled
Dim 325 × 325 × 115 mm
12.7 × 12.7 × 4.5"



Low Oak Patisserie Grand

BO_BB002 •
Mat Oak, Oiled
Dim 325 × 325 × 80 mm
12.7 × 12.7 × 3.1"



Tall Long Oak Patisserie Grand

BO_BB005 •
Mat Oak, Oiled
Dim 530 × 325 × 115 mm
20.8 × 12.7 × 4.5"



Mid Long Oak Patisserie Grand

BO_BB003 •
Mat Oak, Oiled
Dim 530 × 325 × 80 mm
20.8 × 12.7 × 3.1"



Low Long Oak Patisserie Grand

BO_BB001 •
Mat Oak, Oiled
Dim 530 × 325 × 40 mm
20.8 × 12.7 × 1.5"



Tall Walnut Patisserie Grand

BO_BB012 •
Mat Walnut, Oiled
Dim 325 × 325 × 180 mm
12.7 × 12.7 × 7"



Mid Walnut Patisserie Grand

BO_BB011 •
Mat Walnut, Oiled
Dim 325 × 325 × 115 mm
12.7 × 12.7 × 4.5"



Low Walnut Patisserie Grand

BO_BB010 •
Mat Walnut, Oiled
Dim 325 × 325 × 80 mm
12.7 × 12.7 × 3.1"



Tall Long Walnut Patisserie Grand

BO_BB009 •
Mat Walnut, Oiled
Dim 530 × 325 × 115 mm
20.8 × 12.7 × 4.5"



Mid Long Walnut Patisserie Grand

BO_BB008 •
Mat Walnut, Oiled
Dim 530 × 325 × 80 mm
20.8 × 12.7 × 3.1"



Low Long Walnut Patisserie Grand

BO_BB007 •
Mat Walnut, Oiled
Dim 530 × 325 × 40 mm
20.8 × 12.7 × 1.5"

Patisserie Three Step Riser



Oak Three-Step Riser

BO_BBTS •
Mat Oak, Oiled
Lower Step:
Dim 300 × 250 × 24 mm
11.8 × 9.8 × 0.9"
Middle Step:
Dim 342 × 250 × 53 mm
13.4 × 9.8 × 2"
Upper Step:
Dim 400 × 250 × 90 mm
15.7 × 9.8 × 3.5"



Cake Stands

A fresh, elegant take on a classic product with signature Craster twists. Organically shaped and turned from solid oak and walnut, our range of cake stands can be used with our glass cloches.



Large Oak Cake Stand

BU_CS007 •

Mat Oak, Matt Lacquer

Dim 320ø × 210 mm
12.6ø × 8.2"



Medium Oak Cake Stand

BU_CS006 •

Mat Oak, Matt Lacquer

Dim 320ø × 136 mm
12.6ø × 5.3"



Small Oak Cake Stand

BU_CS005 •

Mat Oak, Matt Lacquer

Dim 157ø × 80 mm
6.1ø × 3.1"



Oak Drum Cake Stand

BU_CS008

Mat Oak, Matt Lacquer

Dim 160ø × 70 mm
6.2ø × 2.7"



Large Walnut Cake Stand

BU_CS003

Mat Walnut, Matt Lacquer

Dim 320ø × 210 mm
12.6ø × 8.2"



Medium Walnut Cake Stand

BU_CS002

Mat Walnut, Matt Lacquer

Dim 320ø × 136 mm
12.6ø × 5.3"



Small Walnut Cake Stand

BU_CS001

Mat Walnut, Matt Lacquer

Dim 157ø × 80 mm
6.1ø × 3.1"



Walnut Drum Cake Stand

BU_CS004

Mat Walnut, Matt Lacquer

Dim 160ø × 70 mm
6.2ø × 2.7"



Large Glass Cloche

BU_GC001 •

Mat Glass

Dim 296ø × 145 mm
11.6ø × 5.7"

Note Compatible with Large and Medium Cake Stands, Tilt Plinths



Small Glass Cloche

BU_GC002 •

Mat Glass

Dim 140ø × 106 mm
5.5ø × 4.1"

Note Compatible with Small and Small Drum Cake Stands

Olive Wood Bowls

Our olive wood bowls have a special and vivid grain structure, making each piece unique. Every bowl is shaped from a new piece of wood; despite our meticulous drying process, cracks can occasionally appear in the wood due to the specific nature of these natural products.



Large Olive Wood Bowl

BW_307_D •
Mat Oiled Olive Wood
Dim 300ø × 115 mm
11.8ø × 4.5"
Note Due to the natural variations in olive wood, bowl sizes may vary significantly and exact dimensions cannot be guaranteed.



Small Olive Wood Bowl

BW_OBS •
Mat Oiled Olive Wood
Dim 115ø × 38 mm
4.5ø" × 1.5"
Note Due to the natural variations in olive wood, bowl sizes may vary significantly and exact dimensions cannot be guaranteed.



Large Olive Wood Rustic Bowl

BW_RBO •
Mat Oiled Olive Wood
Dim 280ø × 180 mm
11ø × 7"
Note Due to the natural variations in olive wood, bowl sizes may vary significantly and exact dimensions cannot be guaranteed.



Small Olive Wood Rustic Bowl

BW_RBOS •
Mat Oiled Olive Wood
Dim 240ø × 185 mm
9.4ø × 7.3"
Note Due to the natural variations in olive wood, bowl sizes may vary significantly and exact dimensions cannot be guaranteed.

Food & Beverage

TABLE TOP



Modern Boards

Made from solid hardwoods, our modern, cicchetti, charcuterie, and canapé boards offer solutions for dining and food presentation with elevated signature Craster aesthetics.



Large Oak Modern Board

BO_CMOL •
Mat Oak, Oiled
Dim 350 × 350 × 25 mm
13.7 × 13.7 × 1"

Medium Oak Modern Board

BO_CMOM •
Mat Oak, Oiled
Dim 300 × 300 × 25 mm
11.8 × 11.8 × 1"

Small Oak Modern Board

BO_CMOS •
Mat Oak, Oiled
Dim 200 × 200 × 20 mm
7.9 × 7.9 × 0.8"



Large Long Oak Modern Board

BO_CMROL •
Mat Oak, Oiled
Dim 120 × 400 × 20 mm
4.7 × 15.7 × 0.8"

Small Long Oak Modern Board

BO_CMROS •
Mat Oak, Oiled
Dim 120 × 370 × 20 mm
4.7 × 14.6 × 0.8"



Oak Modern Board with Etched Recess

BO_CMORF
Mat Oak, Oiled
Dim 340 × 220 × 25 mm
13.3 × 8.6 × 1"
Note Compatible with Small Pots and Shaker



Oak Steak Plate

BO_SPOM
Mat Oak, Oiled
Dim 340 × 220 × 30 mm
13.5 × 8.6 × 1.2"
Note Compatible with Small Pots and Shaker



Cicchetti Boards



Oak Teardrop Cicchetti Board

BO_CC001 •
Mat Oak, Oiled
Dim 350 × 350 × 18 mm
13.7 × 13.7 × 0.7"



Round Oak Cicchetti Board

BO_CC005 •
Mat Oak, Oiled
Dim 350 × 459 × 18 mm
13.7 × 18 × 0.7"



Small Rectangular Oak Cicchetti Board with Handle

BO_CC006 •
Mat Oak, Oiled
Dim 313 × 170 × 18 mm
12.3 × 6.6 × 0.7"



Large Rectangular Oak Cicchetti Board with Handle

BO_CC007 •
Mat Oak, Oiled
Dim 530 × 140 × 18 mm
20.8 × 5.5 × 0.7"



Large Rectangular Oak Cicchetti Board

BO_CC004
Mat Oak, Oiled
Dim 505 × 200 × 18 mm
19.9 × 7.9 × 0.7"

Small Rectangular Oak Cicchetti Board

BO_CC003 •
Mat Oak, Oiled
Dim 350 × 155 × 18 mm
13.7 × 6.1 × 0.7"



Square Oak Cicchetti Board

BO_CC002
Mat Oak, Oiled
Dim 350 × 350 × 18 mm
13.7 × 13.7 × 0.7"

Presentation Boards



Large Oak Paddle Board

BO_PBOL

Mat Oak, Oiled
Dim 510 × 200 × 18 mm
20 × 7.9 × 0.7"

Medium Oak Paddle Board

BO_PBOM

Mat Oak, Oiled
Dim 350 × 190 × 18 mm
13.7 × 7.4 × 0.7"

Small Oak Paddle Board

BO_PBOS

Mat Oak, Oiled
Dim 335 × 255 × 18 mm
13.1 × 10 × 0.7"



Large Oak Charcuterie Board

BO_CMCHBL

Mat Oak, Oiled
Dim 500 × 200 × 15 mm
19.7 × 7.9 × 0.6"

Medium Oak Charcuterie Board

BO_CMCHBM

Mat Oak, Oiled
Dim 350 × 190 × 15 mm
13.8 × 7.5 × 0.6"



Oak Canapé Tray

TA_CT001

Mat Oak, Matt Lacquer
Dim 500 × 200 × 50 mm
19.6 × 7.8 × 1.9"
Note Oak, Matt Lacquer – with clear acrylic insert for cones and lollipops.

Background Marker Touch Up & Mineral Oil

Our pure mineral oil provides protection, retaining the wood's natural colour and character while prolonging the life of your board. The oil is clear, tasteless, odourless, and food safe, making it ideal for use on wooden items including bowls, risers and utensils. It can also be used on slate or stone.

Mineral oil can be applied with a folded kitchen paper towel.



Pure Mineral Oil Bottle, 500 ml

PC_M01500

Mat Mineral Oil
Dim 52 × 118 × 500 mm
2 × 4.6 × 19.7"



Background Marker Touch Up

PC_TUMPO •

Colour Medium Oak

PC_TUMPW •

Colour Dark Walnut

PC_TUMPM •

Colour Mahogany

PC_TUMPB •

Colour Black



Canapé Plinths



Large Walnut Canapé Plinth

BO_316_D •
Mat Walnut, Oiled
Dim 530 × 320 × 30 mm
20.8 × 12.6 × 1.1"



Medium Walnut Canapé Plinth

BO_316_C •
Mat Walnut, Oiled
Dim 300 × 300 × 30 mm
11.8 × 11.8 × 1.1"



Small Walnut Canapé Plinth

BO_316_B •
Mat Walnut, Oiled
Dim 310 × 155 × 30 mm
12.2 × 6.1 × 1.1"



Long Walnut Canapé Plinth

BO_316_E •
Mat Walnut, Oiled
Dim 560 × 150 × 30 mm
22 × 5.9 × 1.1"

Chip Pots

Made from solid spun metal, with a brushed copper or brass colour exterior, these pots add warmth and material interest to the dining table and are dishwasher safe.



Large Copper Chip Pot

CP_CS003 •
Mat Copper PVD and Stainless Steel
Dim 100ø × 100 mm
3.9ø × 3.9"
Vol 560 ml
19 oz



Medium Copper Chip Pot

CP_CS002 •
Mat Copper PVD and Stainless Steel
Dim 85ø × 85 mm
3.3ø × 3.3"
Vol 330 ml
11 oz



Small Copper Chip Pot

CP_CS001 •
Mat Copper PVD and Stainless Steel
Dim 66ø × 66 mm
2.6ø × 2.6"
Vol 150 ml
5 oz



Mini Copper Chip Pot

RP_CS000 •
Mat Copper PVD and Stainless Steel
Dim 58ø × 38 mm
2.3ø × 1.5"
Vol 100 ml
3.4 oz



Large Brass Chip Pot

CP_BS003 •
Mat Brass PVD and Stainless Steel
Dim 100ø × 100 mm
3.9ø × 3.9"
Vol 560 ml
19 oz



Medium Brass Chip Pot

CP_BS002 •
Mat Brass PVD and Stainless Steel
Dim 85ø × 85 mm
3.3ø × 3.3"
Vol 330 ml
11 oz



Small Brass Chip Pot

CP_BS001 •
Mat Brass PVD and Stainless Steel
Dim 66ø × 66 mm
2.6ø × 2.6"
Vol 150 ml
5 oz












Mini Brass Chip Pot

RP_BS000 •
Mat Brass PVD and Stainless Steel
Dim 58ø × 38 mm
2.3ø × 1.5"
Vol 100 ml
3.4 oz



Shaker

Made from fine Scandinavian AeroPLY in the tradition of the 19th century American Shaker community, this range, finished with miniature copper nails, provides chefs with a wonderfully versatile new material with which to present all manner of dry foods, from chips to grissini sticks and bar snacks.

			
Shaker Large Frites Pot	Shaker Medium Frites Pot	Shaker Small Frites Pot	
SH_630_D •	SH_SR002 •	SH_SR001	
Mat Birch Stained Black	Mat Birch Stained Black	Mat Birch Stained Black	
Dim 100ø × 100 mm 3.9ø × 3.9"	Dim 85ø × 85 mm 3.3ø × 3.3"	Dim 66ø × 66 mm 2.6ø × 2.6"	
		Note Compatible with Modern Oak Board with Etched Recess	
			
Shaker Conical Bread Basket	Shaker Large Oval Bread Basket	Shaker Small Oval Bread Basket	Shaker Lidded Bread Basket
SH_SR006 •	SH_SR005 •	SH_SR009 •	SH_454_A
Mat Birch Stained Black	Mat Birch Stained Black	Mat Birch Stained Black	Mat Birch Stained Black
Dim 190 × 166 × 70 mm 7.5 × 6.5 × 2.8"	Dim 190 × 166 × 70 mm 7.5 × 6.5 × 2.8"	Dim 140 × 120 × 70 mm 5.5 × 4.7 × 2.8"	Dim 170ø × 105 mm 6.7ø × 4.1"
			
Shaker Baguette Tube	Shaker Grissini Bread Basket	Shaker Walnut Bread Plinth	
SH_SR007	SH_SR004 •	BO_DP001 •	
Mat Birch Stained Black	Mat Birch Stained Black	Mat Birch Stained Black	
Dim 122ø × 200 mm 4.8ø × 7.9"	Dim 60ø × 140 mm 2.3ø × 5.5"	Dim 280 × 200 × 25 mm 11 × 7.8 × 0.9"	
		Note Fits: SH_SR004 / SH_SR009 (Must be purchased separately as well as all ceramics)	

Food & Beverage

IN-ROOM DINING



Trays

Craster’s origins. Lightweight yet durable, our range of tray styles, with and without legs, are ideal for in-room dining and breakfast in bed. Breakfast preparation racks and tray stands are available to complete in-room food and beverage offering.

Trays are available in black, mahogany, walnut, and oak. Please speak to your sales representative if you require a custom material or size.



Mahogany Rectangular Modern Tray

TA_CMML •	
Mat	Mahogany
Dim	600 × 400 × 40 mm 23.6 × 15.7 × 1.6"
Note	Fits: TO_GNL12 / TO_GNL24 Other materials available depending on order quantity.



Mahogany Square Modern Tray

TA_CMMM •	
Mat	Mahogany
Dim	400 × 400 × 40 mm 15.7 × 15.7 × 1.6"
Note	Other materials available depending on order quantity.



Mahogany Modern Tray with Steel Handles

TA_CMSSM •	
Mat	Mahogany
Dim	626 × 400 × 40 mm 24.6 × 15.7 × 1.6"
Note	Fits: TO_GNL12 / TO_GNL24 Other materials available depending on order quantity.



Large Mahogany Classic Butler Tray

TA_BUTML •	
Mat	Mahogany
Dim	610 × 405 × 69 mm 24 × 15.9 × 2.7"
Note	Fits: TO_GNL12 / TO_GNL24 Other materials available depending on order quantity.



Mahogany Jersey Butler Tray

TA_JERML •	
Mat	Mahogany
Dim	610 × 444 × 57 mm 24 × 17.4 × 2.2"
Note	Other materials available depending on order quantity.







Mahogany Self-Service Tray

TA_SELML •	
Mat	Mahogany
Dim	640 × 445 × 38 mm 25.2 × 17.5 × 1.5"
Note	Other materials available depending on order quantity.

Medium Mahogany Classic Butler Tray





TA_BUTMM •	
Mat	Mahogany
Dim	468 × 303 × 69 mm 18.4 × 11.9 × 2.7"
Note	Other materials available depending on order quantity.

Materials and Colours

			
Oak	Walnut	Mahogany	Black

Trays




			
Modern Breakfast Tray with Legs	Classic Breakfast Tray with legs	Butler Tray Stand	Single Steel Tray Racks
TA_ML001	TA_BTW	SR_BTSSBO	TO_GNL12
Mat Oak Stained Wenge	Mat Walnut	Mat Black	Mat Powder Coated Steel
Dim 655 × 400 × 285 mm 25.8 × 15.7 × 11.2"	Dim 656 × 450 × 311 mm 23.6 × 17.7 × 12.2"	SR_BTSSW Mat Walnut Dim 565 × 355 × 715 mm 22.2 × 14 × 28.1"	Dim 690 × 478 × 1674 mm 27.1 × 18.8 × 65.9"
		Note Fits: All trays except for Classic Butler Tray Medium and Modern Drinks Tray	Double Steel Tray Racks
			TO_GNL24
			Mat Powder Coated Steel
			Dim 1355 × 478 × 1674 mm 53.3 × 18.8 × 65.9"
			Note Fits: TA_CMML / TA_CMBOL / TA_CMOL / TA_CMSSBO / TA_BUTML / TA_BUTWL / TA_BUTOL Clearance between runners is 120 mm / 4.7" Fits fully prepared Room Service Trays

Wave Tray

Understated elegance complements the underlying innovation behind the Wave Tray. Designed with a robust non-slip rubber over moulding, the tray surface will never peel, meaning reduced replacements and a dishwasher safe, hard-performing finish.

The tray's miniature locating feet are intelligently engineered to allow for aeration when stacked, with no water build up or residue, enabling reduced maintenance and a consistent, high-quality experience.




Wave Tray
TA_SGW
Mat ABS
Dim 460 × 318 × 25 mm 18.1 × 12.5 × 1"
Note Features: Anti-slip functionality

Classic And Service Trolleys

Available with or without folding sides, our durable trolleys feature a reinforced frame and are ideal for front-of-house service. Stacking trays are designed to sit securely within each trolley; custom glass inserts are available upon request.

Trolley and tray sets are available in black and natural oak.



Black Trolley with Folding Sides

TO_LDTBLK
Mat Black, Lacquered
Dim 1922 × 585 × 954 mm
75.7 × 23 × 37.5"
Note Fits: Craster Service Trays
Features: Rubber Bumpers, Locking Castors, Brushed Stainless Steel Handle



Black Service Tray Trolley

TO_LDTBNF
Mat Black, Lacquered
Dim 1075 × 585 × 954 mm
42.3 × 23 × 37.5"
Note Fits: Craster Service Trays
Features: Rubber Bumpers, Locking Castors, Brushed Stainless Steel Handle
Assembly required



Large Black Hospitality Service Tray

TA_LDTBLK002
Mat Black, Lacquered
Dim 542 × 422 × 50 mm
21.3 × 16.6 × 2"
Note Compatible with TO_LDT / TO_LDTBLK



Small Black Hospitality Service Tray

TA_LDTBLK003
Mat Black, Lacquered
Dim 422 × 271 × 50 mm
16.6 × 10.7 × 2"
Note Compatible with TO_LDT / TO_LDTBLK



Black Modern Tray Trolley

TO_CTT0B
Mat Black, Lacquered
Dim 915 × 535 × 959 mm
36 × 21 × 37.8"
Note Fits: Craster Modern Trays
Features: Rubber Bumpers, Locking Castors, Brushed Stainless Steel Handle
Assembly required

Materials and Colours



Oak



Black

Conference & Events




Line Table

Line is a unique folding conference table solution at the forefront of event space design, combining discreet elegance with true operational innovation.

Line Table offers a contemporary, residential aesthetic to fit into any environment. The lightweight tops and compact folding leg system combine to offer advances in the evolution of linen-less table design.





Intuitive Set-Up

Intuitive locking system and ergonomic grip for seamless set-up, breakdown, and changeover. No tools required.

Stable and Durable

Rigid frame reinforced with table-top bracing element and near-indestructible Reef edge. Practical for quick set-up.

Compact Storage

Legs collapse to 42mm (1.7 inches), with tops slotting underneath on the trolley for class-leading storage density back-of-house.



Line Table System

The Line Table System is available in two sizes – 1800mm and 1500mm – and in four different shapes – rectangular, classroom, trapezoid, and half round – to create various configurations to suit any space requirement.


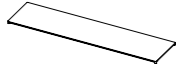
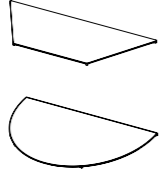


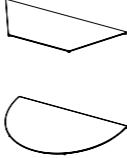




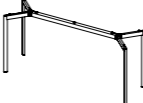

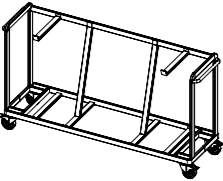
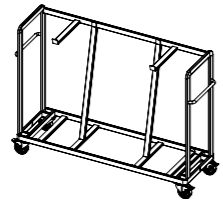
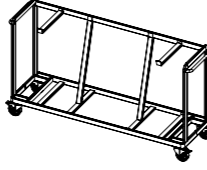
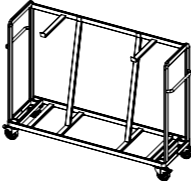
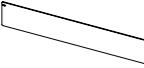
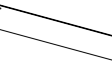
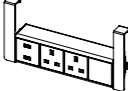
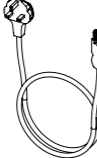

Line consists of five different elements: table tops, legs, modesty panels (optional), cable management (optional), and trolleys (mandatory).

1800 Range

1800 × 900 mm
71 × 35.4"

1500 Range

1500 × 750 mm
59 × 29.5"

Table Tops	     
	<div>1800 Rectangle</div> <div>1800 Classroom</div> <div>1800 Trapezoid / Half Round</div> <div>1500 Rectangle</div> <div>1500 Classroom</div> <div>1500 Trapezoid / Half Round</div>
Legs	     
	<div>1800 Rectangle</div> <div>1800 Classroom</div> <div>1800 Trapezoid / Half Round</div> <div>1500 Rectangle</div> <div>1500 Classroom</div> <div>1500 Trapezoid / Half Round</div>
Storage Trolleys	   
	<div>1800 Rectangle / Classroom</div> <div>1800 Trapezoid / Half Round</div> <div>1500 Rectangle / Classroom</div> <div>1500 Trapezoid / Half Round</div>
Modesty Panels	 
	<div>1800</div> <div>1500</div>
Cable Management	  






Table Tops

Line Table tops are shown in Erable and Black (B01) below. Table top finish customisation is available – see below for options.

			
Line 1800 Rectangle Top	Line 1800 Classroom Top	Line 1800 Trapezoid Top	Line 1800 Half Round Top
CB_TR1890	CB_TC1845	CB_TT1890	CB_TH1890
Mat HPL, PU Edge	Mat HPL, PU Edge	Mat HPL, PU Edge	Mat HPL, PU Edge
Dim 1800 × 900 × 25 mm 71 × 35.4 × 1"	Dim 1800 × 450 × 25 mm 71 × 17.7 × 1"	Dim 1800 × 780 × 25 mm 71 × 30.7 × 1"	Dim 1800 × 780 × 25 mm 71 × 30.7 × 1"
			
Line 1500 Rectangle Top	Line 1500 Classroom Top	Line 1500 Trapezoid Top	Line 1500 Half Round Top
CB_TR1575	CB_TC1545	CB_TT1575	CB_TH1575
Mat HPL, PU Edge	Mat HPL, PU Edge	Mat HPL, PU Edge	Mat HPL, PU Edge
Dim 1500 × 750 × 25 mm 59 × 29.5 × 1"	Dim 1500 × 450 × 25 mm 59 × 17.7 × 1"	Dim 1500 × 650 × 25 mm 59 × 25.6 × 1"	Dim 1500 × 750 × 25 mm 59 × 29.5 × 1"

Table Tops And Edge







					
B11 Tobacco + Black	B13 Light Walnut + Black	D15 Acacia + Grey	B41 Dark Marble + Black	D45 White Marble + Grey	B01 Érable + Black



Table Legs

Line Table legs are shown in Black (B00) below. Table leg finish customisation is available – see below for options.



Line 1800 Rectangle Legs

CB_LR1890
Mat Powder Coated Steel
Open
Dim 1800 × 900 × 722 mm
71 × 35.4 × 28.4"
Folded
Dim 2174 × 42 × 722 mm
85.6 × 1.7 × 28.4"
Note Fits: 1800 Rectangle products



Line 1800 Classroom Legs

CB_LC1845
Mat Powder Coated Steel
Open
Dim 1800 × 450 × 722 mm
71 × 17.7 × 28.4"
Folded
Dim 1987 × 42 × 722 mm
78.2 × 1.7 × 28.4"
Note Fits: 1800 Classroom products



Line 1800 Trapezoid / Half Round Legs

CB_LT1890
Mat Powder Coated Steel
Open
Dim 1800 × 780 × 722 mm
71 × 30.7 × 28.4"
Folded
Dim 1993 × 42 × 722 mm
78.5 × 1.7 × 28.4"
Note Fits: 1800 Trapezoid products



Line 1500 Rectangle Legs

CB_LR1575
Mat Powder Coated Steel
Open
Dim 1500 × 750 × 722 mm
59 × 29.5 × 28.4"
Folded
Dim 1812 × 42 × 722 mm
71.3 × 1.7 × 28.4"
Note Fits: 1500 Rectangle products



Line 1500 Classroom Legs

CB_LC1545
Mat Powder Coated Steel
Open
Dim 1500 × 450 × 722 mm
59 × 17.7 × 28.4"
Folded
Dim 1687 × 42 × 722 mm
66.4 × 1.7 × 28.4"
Note Fits: 1500 Classroom products



Line 1500 Trapezoid / Half Round Legs

CB_LT1575
Mat Powder Coated Steel
Open
Dim 1500 × 650 × 722 mm
59 × 25.6 × 28.4"
Folded
Dim 1658 × 42 × 722 mm
65.3 × 1.7 × 28.4"
Note Fits: 1500 Trapezoid products

Legs



B00
Black



C00
Dark Grey



D00
Grey









E00
Beige



Modesty Panels



Line Table modesty panels are shown in Black (B00) below. Modesty panel customisation is available – see below for options.

			
Line 1800 Rectangle / Classroom Modesty Panel		Line 1500 Rectangle / Classroom Modesty Panel	
CB_MRCF5		CB_MRBE5	
Mat	PET Fiber	Mat	PET Fiber
Dim	1686 × 280 × 10 mm 66.4 × 11 × 0.4"	Dim	1386 × 280 × 10 mm 54.6 × 11 × 0.4"
Modesty Panel			
<div><div>B00 Black</div><div>I00 Charcoal</div><div>C00 Dark Grey</div><div>D00 Light Grey</div></div>			

Cable Management

Line Table power units have been designed to fit discreetly beneath tables, with a subtle cable management sleeve to reduce trip hazards and unsightly wires. Equipped with male and female sockets, each unit can be daisy chained together, with magnetic clips provided to channel cables discreetly along table frames. Intelligently-designed USB A and C outlets for mobile and laptop charging may be toggled in and out and replaced without affecting adjacent sockets.







Available in North American, EU (Schuko), UK/IRL, and Japanese sockets as standard. Other regional sockets available upon request.

			
Line Under Desk Power Set		Line Cable Management Sleeve	
CB_PSUK		CB_CAAA6B00	
Note	2 plugs, A+C USB port Includes 1 × 1.5 Metres cable, 1 × cable sleeve	Mat	Rigid UPVC
		Dim	57 × 27 × 658 mm 2.2 × 1.1 × 25.9"
CB_PDUK			
Note	2 plugs, A+C USB port Includes 1 × daisy chain cable, 5 × magnetic clips		





Materials and Colours

Line Table tops are made from HPL with a durable Reef edge; table legs are available in complementing colours. Craster recommends the material and colour selection below, bespoke options are available upon request. Our standard top comes as Erable and Black (B01). For bespoke colours, the minimum order quantity is 36 units.

Table Tops And Edge

					
B11 Tobacco + Black	B13 Light Walnut + Black	D15 Acacia + Grey	B41 Dark Marble + Black	D45 White Marble + Grey	B01 Érable + Black

Legs

			
B00 Black	C00 Dark Grey	D00 Grey	E00 Beige

Modesty Panel

			
B00 Black	I00 Charcoal	C00 Dark Grey	D00 Light Grey

Line 1800 Rectangle – B11 Tobacco + Black



Line 1500 Rectangle – B13 Light Walnut + Black



Line 1800 Classroom – D15 Acacia + Grey



Line 1500 Classroom – B41 Dark Marble + Black



Line 1800 Trapezoid – D43 White Marble + Grey



Line 1500 Trapezoid – B01 Érable + Black



Line 1800 Half Round – B11 Tobacco + Black



Line 1800 Rectangle – B13 Light Walnut + Black





Trolleys

Line Table trolleys conveniently store 8 tops and legs, enabling the Line System’s convenient transport before and after changeover.



Line 1800 Rectangle / Classroom Trolley

CB_SRCA3B00
Mat Mild Steel
Dim 2339 × 550 × 1210 mm
92 × 21.6 × 47.6"
Note Each Trolley can fit 8 tops and legs



Line 1800 Trapezoid / Half Round Trolley

CB_STCF3B00
Mat Mild Steel
Dim 2158 × 550 × 1385 mm
84.9 × 21.6 × 54.5"
Note Each Trolley can fit 8 tops and legs



Line 1500 Rectangle / Classroom Trolley

CB_SRBA3B00
Mat Mild Steel
Dim 1977 × 550 × 1060 mm
77.8 × 21.6 × 41.7"
Note Each Trolley can fit 8 tops and legs



Line 1500 Trapezoid / Half Round Trolley

CB_STBE3B00
Mat Mild Steel
Dim 1823 × 550 × 1310 mm
71.8 × 21.6 × 51.6"
Note Each Trolley can fit 8 tops and legs

Link Table

Introducing the Link Table System, a sleek events and display table for the F&B and C&E space. Intelligently designed for intuitive setup, Link has been engineered for flexible configurations.

Forged to support full buffet services, seated presentations or lingering points, the Link table range has been designed to complement our Line system for a seamless aesthetic across and between spaces. With a slender elliptical leg profile and central folding mechanism for easy storage, Link pairs with Line beautifully in front of house presentation and maximises back of house storage.

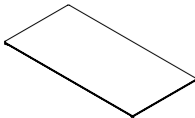
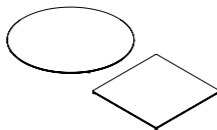
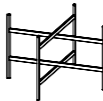
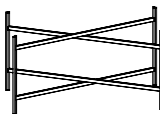
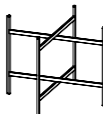
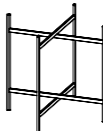
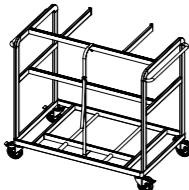
There are three table heights (1100, 900 and 740 mm) with options of toughened glass or HPL tops.



Link Table System

The innovative Link Table System blends front-of-house poise with back-of-house functionality in a beautiful concept. Available in three shapes - rectangular, round, and square - Link tables can be combined with different height legs to create nesting arrangements.

Select a shape and material for the top and finish by choosing a leg height (short, medium, tall).

800 Range		
1600 × 800 mm 63 × 31.5"	1130ø / 800 × 800 mm 44.5ø / 31.5 × 31.5"	
Table Tops		
	800 Rectangle	800 Round / Square
Short Legs		
		800 Short
Medium Legs		
	800 Medium	800 Medium
Tall Legs		
		800 Tall
Trolley		



Reef Edge Table Tops

The Reef edge is a new addition to our Conference and Banqueting range. The aesthetic and the longevity of your tables will be ensured by this highly resistant piece of technology which offers the perfect solution for frequent set-up, breakdown and back-of-house storage.



Link Reef Edge Square Table Top

CB_TSQ800
Mat HPL, Reef Edge
Dim 800 × 800 × 22 mm
31.5 × 31.5 × 0.9"



Link Reef Edge Round Table Top

CB_TRO800
Mat HPL, Reef Edge
Dim 1130ø × 22 mm
44.5ø × 0.9"

Reef Edge Table Tops



B11
Tobacco
+ Black



B41
Dark Marble +
Black


Glass Table Tops

Our toughened glass tops are available in clear or grey glass.



Link Glass Rectangle Table Top

CB_TRE800
Mat Glass
Dim 800 × 1600 × 22 mm
31.5 × 63 × 0.9"



Link Glass Square Table Top

CB_TSQ800
Mat Glass
Dim 800 × 800 × 22 mm
31.5 × 31.5 × 0.9"



Link Glass Round Table Top

CB_TRO800
Mat Glass
Dim 1130ø × 22 mm
44.5ø × 0.9"

Glass Table Tops



050
Grey



020
Clear



Table Legs

With a slender elliptical leg profile and central folding mechanism, Link Table legs have been intelligently designed to demount quickly for easy storage while retaining an exceptional display front-of-house.



**Link Rectangle
Medium Table Leg**

CB_LRE890
Mat Powder Coated Steel
Open
Dim 1600 × 800 × 880 mm
63 × 31.5 × 34.6"
Folded
Dim 1782 × 42 × 880 mm
70.1 × 1.7 × 34.6"



**Link Square / Round
Tall Table Leg**

CB_LSQ811
Mat Powder Coated Steel
Open
Dim 800 × 800 × 1080 mm
31.5 × 31.5 × 42.5"
Folded
Dim 1131 × 42 × 1080 mm
44.5 × 1.7 × 42.5"



**Link Square / Round
Medium Table Leg**

CB_LSQ890
Mat Powder Coated Steel
Open
Dim 800 × 800 × 880 mm
31.5 × 31.5 × 34.6"
Folded
Dim 1131 × 42 × 880 mm
44.5 × 1.7 × 34.6"



**Link Square / Round
Short Table Leg**

CB_LSQ874
Mat Powder Coated Steel
Open
Dim 800 × 800 × 720 mm
31.5 × 31.5 × 28.3"
Folded
Dim 1131 × 42 × 720 mm
44.5 × 1.7 × 28.3"

Legs



B00
Black

Trolley



Link Trolley

CB_SSQ800B00
Mat Powder Coated Steel
Dim 1305 × 755 × 1185 mm
51.4 × 29.7 × 46.6"
Note Each Trolley can fit 6 tops and legs

Rise Table

The Rise Table System has been intelligently engineered to support a responsive, modular buffet service that is both beautiful and effortlessly assembled.

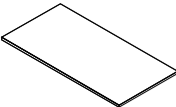
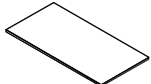
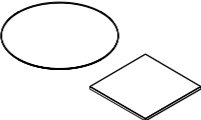
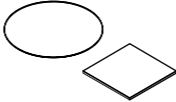
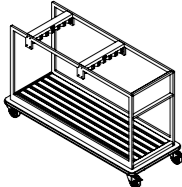



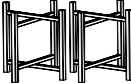
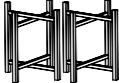


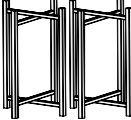

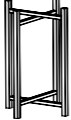

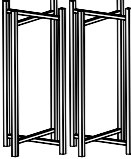
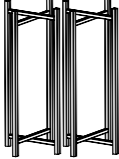


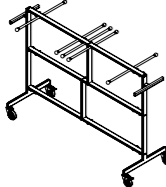

Rise features a universal locator system allowing folding legs and table tops to be used in any combination. Legs are available in natural, white-washed, and painted black oak, and stainless or black steel. Square, circular, and rectangular tops come in glass, HPL with Reef edge or oak veneer.



Rise Table System

Using a universal locating system, the Rise Table System allows you to mix and match any top or legs to create the perfect solution for your buffet.

Select a size series (800 or 700), then select a shape and material for the top and finish by choosing a leg height (short, medium, tall) and a leg finish (natural, white-washed, and painted black oak, and stainless or black steel).

	800 Double	700 Double	800	700
Table Tops	 800 Double Top	 700 Double Top	 800 Top	 700 Top
Table Tops Storage Trolley	 For Glass Double Tops	 For Wood Double Tops	 For Glass Tops	 For Wood Tops
Short Legs	 800 Short	 700 Short	 800 Short	 700 Short
Medium Legs	 800 Medium	 700 Medium	 800 Medium	 700 Medium
Tall Legs	 800 Tall	 700 Tall	 800 Tall	 700 Tall
Legs Storage Trolley	 Double		 Single	



Reef Edge Table Tops

The aesthetic and the longevity of the Rise System is ensured by the hard-wearing Reef edge, which offers the perfect solution for frequent set-up, breakdown, and back-of-house storage.



Rise Reef Edge Rectangle Table Top

CB_UT8140 •
Mat HPL, Reef Edge
Dim 800 × 1600 × 25 mm
31.5 × 63 × 1"
Note Fits: 800 products



Rise Reef Edge Square Table Top

CB_UT8040 •
Mat HPL, Reef Edge
Dim 800 × 800 × 25 mm
31.5 × 31.5 × 1"
Note Fits: 800 products



Rise Reef Edge Round Table Top

CB_UT8340
Mat HPL, Reef Edge
Dim 1130ø × 25 mm
44ø × 1"
Note Fits: 800 products

CB_UT7140 •
Mat HPL, Reef Edge
Dim 700 × 1400 × 25 mm
27.6 × 65.1 × 1"
Note Fits: 700 products

CB_UT7040 •
Mat HPL, Reef Edge
Dim 700 × 700 × 25 mm
27.6 × 27.6 × 1"
Note Fits: 700 products

CB_UT7140 •
Mat HPL, Reef Edge
Dim 990ø × 25 mm
39ø × 1"
Note Fits: 700 products

Veneer Table Tops

Formed of layers of oak veneer and stained to a dark wengé with solid hardwood edging, veneer table tops form an elegant solution for the Rise System.



Rise Veneer Rectangle Table Top

CB_UT8101 •
Mat Veneer
Dim 800 × 1600 × 25 mm
31.5 × 63 × 1"
Note Fits: 800 products



Rise Veneer Square Table Top

CB_UT8001 •
Mat Veneer
Dim 800 × 800 × 25 mm
31.5 × 31.5 × 1"
Note Fits: 800 products

CB_UT7101 •
Mat Veneer
Dim 700 × 1400 × 25 mm
27.6 × 55.1 × 1"
Note Fits: 700 products

CB_UT7001 •
Mat Veneer
Dim 700 × 700 × 25 mm
27.6 × 27.6 × 1"
Note Fits: 700 products



Glass Table Tops

Toughened glass tops enhance the hard-wearing features of Rise. Available in clear, frosted, or grey glass.



Rise Glass Rectangle Table Top

CB_UT81

- Mat Glass
- Dim 800 × 1600 × 22 mm
31.5 × 63 × 0.9"
- Note Fits: 800 products

CB_UT71

- Mat Glass
- Dim 700 × 1400 × 22 mm
27.5 × 55.1 × 0.9"
- Note Fits: 700 products



Rise Glass Square Table Top

CB_UT80

- Mat Glass
- Dim 800 × 800 × 22 mm
31.5 × 31.5 × 0.9"
- Note Fits: 800 products

CB_UT70

- Mat Glass
- Dim 700 × 700 × 22 mm
27.5 × 27.6 × 0.9"
- Note Fits: 700 products



Rise Glass Round Table Top

CB_UT83

- Mat Glass
- Dim 1130ø × 22 mm
44.5ø × 0.9"
- Note Fits: 800 products

CB_UT73

- Mat Glass
- Dim 990ø × 22 mm
39ø × 0.9"
- Note Fits: 700 products

Glass Table Tops



50

Grey



30

Frosted









20

Clear

Table Legs

Rise Table legs are available in three heights, with material options of natural, white-washed, and painted black oak, or stainless or black steel.

		
Rise 800 Tall Table Leg	Rise 800 Medium Table Leg	Rise 800 Short Table Leg
CB_UL8401	CB_UL8201	CB_UL8101
Mat Oak Stained Wenge	Mat Oak Stained Wenge	Mat Oak Stained Wenge
CB_UL8402	CB_UL8202	CB_UL8102
Mat Oak Natural	Mat Oak Natural	Mat Oak Natural
CB_UL8403	CB_UL8203	CB_UL8103
Mat Oak White-Washed	Mat Oak White-Washed	Mat Oak White-Washed
CB_UL8410	CB_UL8210	CB_UL8110
Mat Stainless Steel	Mat Stainless Steel	Mat Stainless Steel
Open	Open	Open
Dim 584 × 584 × 1090 mm 23 × 23 × 46.9"	Dim 584 × 584 × 890 mm 23 × 23 × 35"	Dim 584 × 584 × 690 mm 23 × 23 × 27.2"
Folded	Folded	Folded
Dim 826 × 73/95 × 1090 mm 32.5 × 2.9/3.7 × 46.9"	Dim 826 × 73/95 × 890 mm 32.5 × 2.9/3.7 × 35"	Dim 826 × 73/95 × 690 mm 32.5 × 2.9/3.7 × 27.2"
Note Fits: 800 products	Note Fits: 800 products	Note Fits: 800 products
		
Rise 700 Tall Table Leg	Rise 700 Medium Table Leg	Rise 700 Short Table Leg
CB_UL7401	CB_UL7201	CB_UL7101
Mat Oak Stained Wenge	Mat Oak Stained Wenge	Mat Oak Stained Wenge
CB_UL7402	CB_UL7202	CB_UL7102
Mat Oak Natural	Mat Oak Natural	Mat Oak Natural
CB_UL7403	CB_UL7203	CB_UL7103
Mat Oak White-Washed	Mat Oak White-Washed	Mat Oak White-Washed
CB_UL7410	CB_UL7210	CB_UL7110
Mat Stainless Steel	Mat Stainless Steel	Mat Stainless Steel
Open	Open	Open
Dim 519 × 519 × 1090 mm 20.5 × 20.5 × 46.9"	Dim 519 × 519 × 890 mm 20.5 × 20.5 × 35"	Dim 519 × 519 × 690 mm 20.5 × 20.5 × 27.2"
Folded	Folded	Folded
Dim 734 × 73/95 × 1090 mm 28.9 × 2.9/3.7 × 46.9"	Dim 734 × 73/95 × 890 mm 28.9 × 2.9/3.7 × 35"	Dim 734 × 73/95 × 690 mm 28.9 × 2.9/3.7 × 27.2"
Note Fits: 700 products	Note Fits: 700 products	Note Fits: 700 products

Trolleys

Rise Table trolleys conveniently store up to 12 tops and 16 legs, enabling the Rise System’s easy storage and setup.

	
Rise Trolley for Rectangular Wood Tops	Rise Trolley for Square Wood Tops
CB_BTTWTR12	CB_BTTWT16
Mat Powder Coated Steel	Mat Powder Coated Steel
Dim 1924 × 824 × 1040 mm 75.7 × 32.4 × 40.9"	Dim 916 × 816 × 1043 mm 36.1 × 32.1 × 41.1"
Note Fits: 700 or 800 Series tops Stores: 8 tops Assembly required	Note Fits: 700 or 800 Series tops Stores: 12 tops Assembly required
	
Rise Trolley for Rectangular Glass Tops	Rise Trolley for Square Glass Tops
CB_BTTGTR6	CB_BTTGT12
Mat Powder Coated Steel	Mat Powder Coated Steel
Dim 1755 × 655 × 1050 mm 69 × 25.8 × 41.3"	Dim 968 × 708 × 1046 mm 38.1 × 27.9 × 41.2"
Note Fits: 700 or 800 Series tops Stores: 6 tops Assembly required	Note Fits: 700 or 800 Series tops Stores: 12 tops Assembly required
	
Rise Double Trolley for Legs	Rise Single Trolley for Legs
CB_BTTLD	CB_BTTLS
Mat Powder Coated Steel	Mat Powder Coated Steel
Dim 1786 × 714 × 1211 mm 70.3 × 28.1 × 47.7"	Dim 1002 × 714 × 1211 mm 39.4 × 28.1 × 47.7"
Note Fits: 700 or 800 Series legs Stores: 16 sets of steel legs or 12 sets of wood legs Assembly required	Note Fits: 700 or 800 Series legs Stores: 8 Sets of Steel Legs or 6 Sets of Wood Legs Assembly required

Bedroom





Tea Service

Simple, elegant hospitality tea and coffee presentation pieces in lavish materials.



Walnut Three-Piece Luxury Tea Set

TA_LTSFW.1 •

Mat Walnut

Large Tray

Dim 427 × 292 × 25 mm
16.8 × 11.5 × 1"

Small Tray

Dim 280 × 162 × 25 mm
11 × 6.4 × 1"

Tea Caddy

Dim 280 × 77 × 87 mm
11 × 3 × 3.4"



Large Walnut Tea Tray

TA_LTSFW.1 •

Mat Walnut

Dim 427 × 292 × 25 mm
16.8 × 11.5 × 1"



Small Walnut Tea Tray

TA_LTSFW.2 •

Mat Walnut

Dim 280 × 162 × 25 mm
11 × 6.4 × 1"



Walnut Tea Caddy

TA_LTSFW.3 •

Mat Walnut

Dim 280 × 77 × 87 mm
11 × 3 × 3.4"



Black Laquer Tea Box

TA_444_B.2

Mat Black Lacquer, Gloss

Dim 246 × 191 × 105 mm
9.6 × 7.5 × 4.1"

MOQ 6



Black Laquer Tea Box with Lid

BA_TBBL

Mat Black Lacquer, Gloss


Dim 200 × 200 × 70 mm
7.9 × 7.9 × 2.75"

MOQ 10

Amenities Presentation

Craster’s select range of exquisite products for the bedroom and bathroom environment. Strong, durable materials mean these products can withstand moisture-rich environments.






Walnut Tissue Box

AP_364_W

Mat Walnut

Dim 132 × 132 × 137 mm
5.2 × 5.2 × 5.4"




Walnut Amenities Tray

AP_471_D •

Mat Walnut

Dim 420 × 100 × 27 mm
17.7 × 3.2 × 1.1"




Walnut Cotton Holder

AP_364_Q

Mat Walnut

Dim 70 × 70 × 130 mm
2.8 × 2.8 × 5"



Faux Leather Tissue Box

AP_367_H

Mat Espresso Brown Faux Leather / Suede Inner

Dim 115 × 72 × 45 mm
4.5 × 2.8 × 1.7"



Faux Leather Laundry Box

AP_LB005

Mat Espresso Brown Faux Leather / Suede Inner

Dim 115 × 72 × 45 mm
4.5 × 2.8 × 1.7"



Faux Leather Box

AP_LB004

Mat Espresso Brown Faux Leather / Suede Inner

Dim 115 × 72 × 45 mm
4.5 × 2.8 × 1.7"

Note Customisable inserts available




Faux Leather Waste Bin

AP_367_G

Mat Espresso Brown Faux Leather with Stainless Steel Rim and Removable Fire Resistant Metal Liner

Dim 115 × 72 × 45 mm
4.5 × 2.8 × 1.7"






Stainless Steel Soap Dish

AP_317_J

Mat Stainless Steel

Dim 122 × 122 × 135 mm
4.8 × 4.8 × 5.3"




Stainless Steel Soap Dish

AP_317_K

Mat Stainless Steel

Dim 100 × 60 × 20 mm
3.9 × 2.4 × 0.8"



Stainless Steel Waste Bin with Lid

AP_SS002

Mat Stainless Steel

Dim 175ø × 220 mm
6.9ø × 8.7"

Luggage Racks

Luggage racks combine rigid construction and beautifully finished materials. The integrated backboard prevents luggage from damaging the walls.



Stainless Steel Luggage Rack with Backboard

SR_LUGBSSP

Mat Stainless Steel
Dim 520 × 474 × 587 mm
20.5 × 18.7 × 23.1"



Stainless Steel Luggage Rack

SR_LUGSSP

Mat Stainless Steel
Dim 520 × 430 × 460 mm
20.5 × 16.9 × 18.1



Black Luggage Rack with Backboard

SR_LUGBBLK

Mat Black
Dim 655 × 417 × 530 mm
25.8 × 16.4 × 20.9"
Note Other materials available depending on order quantity



Bedroom Black Luggage Rack

SR_LUGBLK

Mat Black
Dim 655 × 417 × 466 mm
25.8 × 16.4 × 18.3"
Note Other materials available depending on order quantity

Materials and Colours



Oak



Walnut



Black

Bins and Storage

Made from fine Scandinavian AeroPLY in the tradition of 19th century American Shaker community, the Shaker range adds a touch of luxury to the bedroom or bathroom.



Shaker Large Luxury Waste Bin

SH_LW003

Mat Birch Stained Black

SH_LWBW

Mat Birch Stained Walnut
Dim 325 × 247 × 305 mm
12.7 × 9.7 × 12"



Shaker Small Luxury Waste Bin

SH_LW002

Mat Birch Stained Black

SH_LW001

Mat Birch Stained Walnut
Dim 240 × 180 × 225 mm
9.4 × 7.1 × 8.8"



Shaker Small Walnut Storage Box

SH_OCSHW1

Mat Birch Stained Walnut
Dim 115 × 72 × 45 mm
4.5 × 2.8 × 1.7"



Shaker Conical Laundry Bin

SH_LB001

Mat Birch Stained Black

SH_LBCW

Mat Birch Stained Walnut
Dim 415ø × 625 mm
16.3ø × 24.6"

Materials and Colours



Walnut



Black



Printed on FSC certified paper

*To discover more, visit us online or contact the team:
info@craster.com*

CRASTER LTD

Suite 218, Great Western Studios
65 Alfred Road, London W2 5EU

www.craster.com

Europe +44 (0) 203 004 4750 – USA +1 732 543 7862



Craster Ltd.	(UK) +44 (0)203 004 4750
Suite 218	(USA) +1 732 543 7862
Great Western Studios	info@craster.com
65 Alfred Road	
London W2 5EU	www.craster.com

craster